

157 People Homeless in the Greater Penobscot COC

Annual Point in Time Survey – January 27, 2010

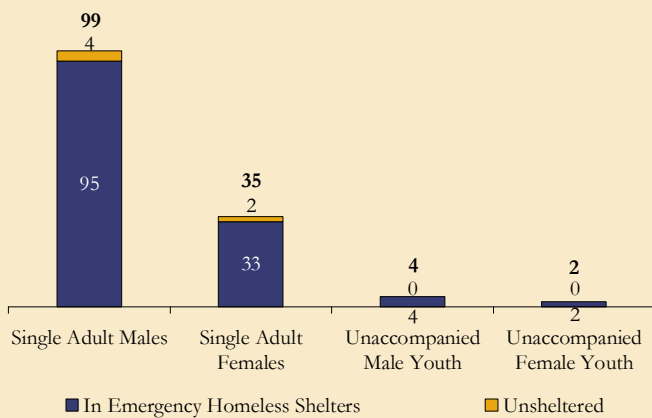
Where People Stayed	People Identified as Homeless	Survey Respondents	Survey Response Rate
In Emergency Homeless Shelters	151	142	94.0%
Unsheltered*	6	0	0.0%
Total	157	142	90.4%

*Unsheltered includes people who were staying in cars, tents, abandoned buildings, outside or in other places not suitable for human habitation.

People Identified as Homeless:

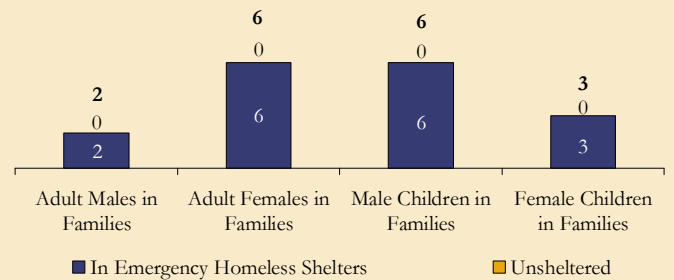
Individuals

n = 140



Families

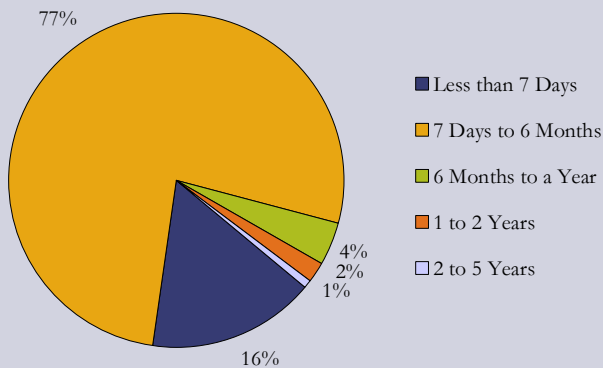
n = 17



Survey Results:

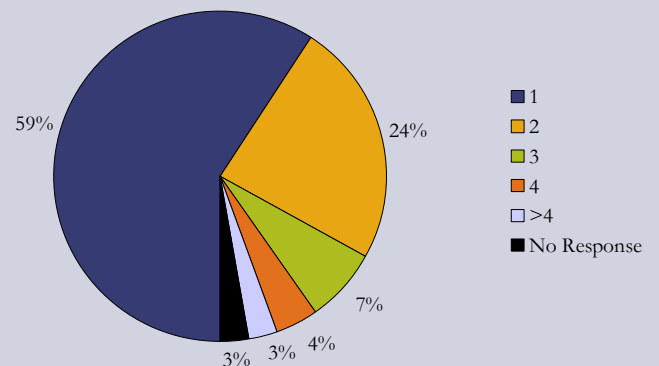
Length of Time Homeless

n = 142



Times Homeless in the Past Three Years

n = 142



Services Most Frequently Used

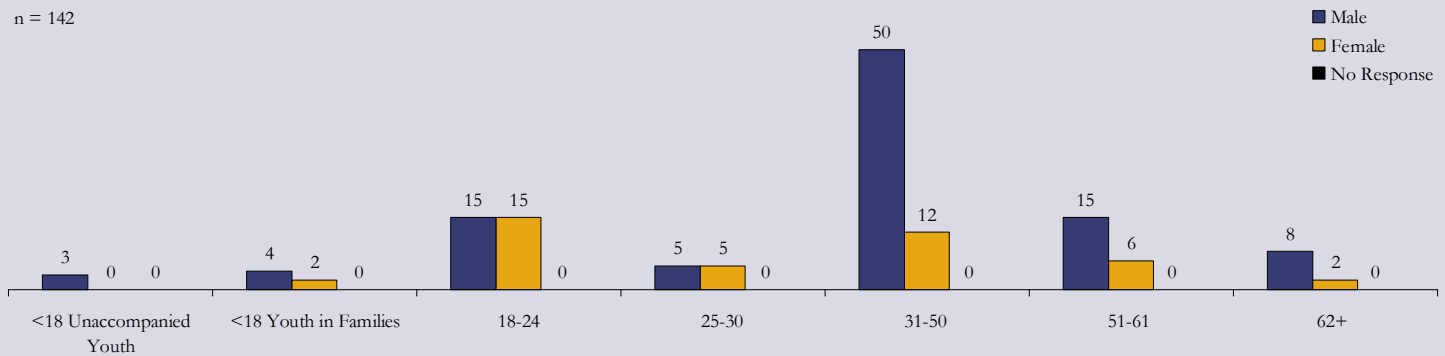
93 (65%) Food Stamps
77 (54%) Case Management
57 (40%) Medicaid/MaineCare

Services Most Frequently Needed but Not Accessed

78 (55%) Rent Payment Assistance
41 (29%) Transportation
40 (28%) Medicaid/MaineCare

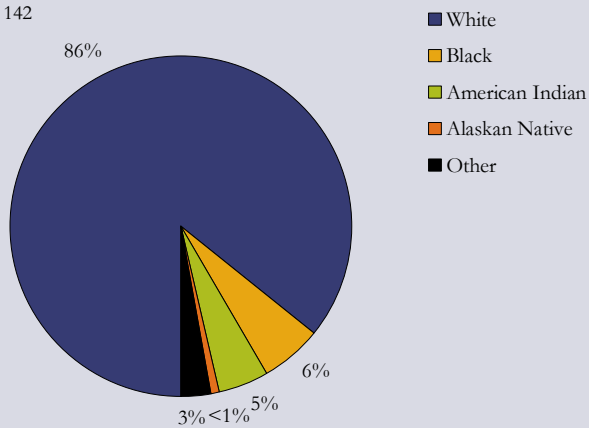
Gender and Age

n = 142



Racial Make-Up

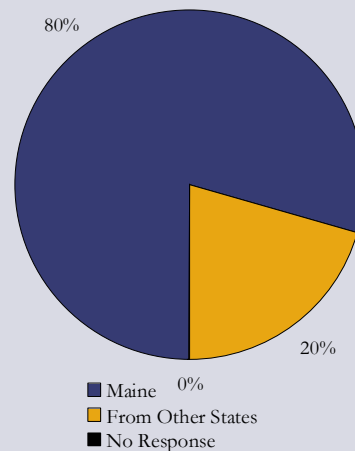
n = 142



20 (14%) people identified through the survey were minorities. Minorities are 4% of Maine's population.

Last Residence

n = 142



County	People	Percent
Androscoggin	0	0%
Aroostook	3	2%
Cumberland	1	1%
Franklin	0	0%
Hancock	6	4%
Kennebec	3	2%
Knox	2	1%
Lincoln	0	0%
Oxford	0	0%
Penobscot	94	66%
Piscataquis	1	1%
Sagadahoc	0	0%
Somerset	1	1%
Waldo	1	1%
Washington	1	1%
York	0	0%
Out of State	29	20%
No Response	0	0%
Total	142	

Adult Education Levels

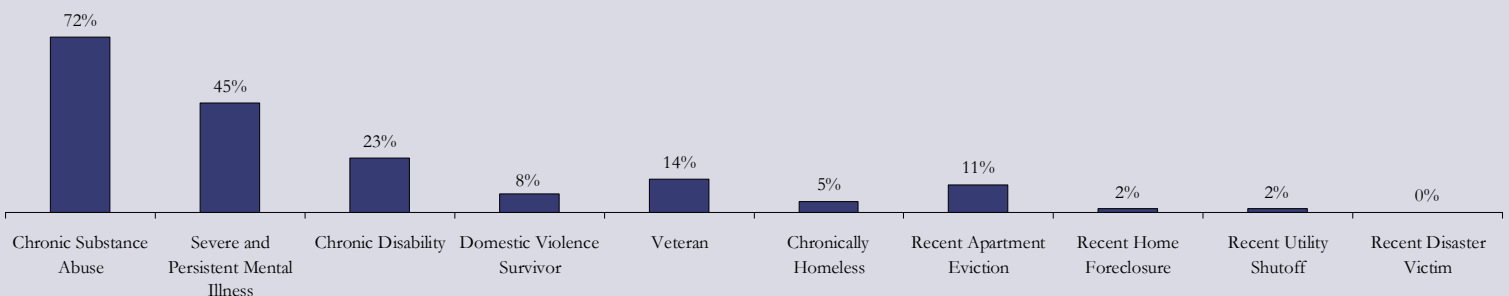
45 (34%) Less than High School Education
 55 (41%) High School Education
 26 (20%) More than High School Education
 7 (5%) No Response

Adult Employment Status

8 (6%) Employed
 123 (92%) Unemployed
 2 (2%) No Response to Employment Question
 40 (30%) Using Job Training Services

Additional Information on Adults

n = 133



6 (5%) adult survey respondents met the definition of chronically homeless: an unaccompanied homeless adult individual with a disabling condition who has either been continuously homeless for a year or more or has had at least four episodes of homelessness in the past three years. Please go to <http://www.ich.gov/> for more information.

About the Survey: The Annual Point in Time Survey provides a snapshot of people experiencing homelessness on a particular night of the year. The survey is required by the U.S. Department of Housing and Urban Development for Continuums of Care to receive McKinney-Vento funds for Transitional and Permanent Supportive Housing. On January 27, 2010, service providers, homeless advocates and municipal officials from the three Continuums in Maine (The City of Portland, Greater Penobscot County and Maine Balance of State) conducted a statewide census of people staying in Emergency Shelters, Transitional Housing for people who are homeless, and those living on the streets or in places considered unfit for habitation (Unsheltered). The person's demographic information, homeless situation and service needs were recorded, whenever possible, in addition to counting people who were homeless. *This handout includes information and survey responses from people who were staying in Emergency Shelters or were Unsheltered in the Greater Penobscot Continuum of Care on January 27, 2010.* Visit www.mainehousing.org for additional Point in Time handouts with statewide and Continuum of Care data.