

# 144 People Homeless in the Greater Penobscot COC

## Annual Point in Time Survey – January 28, 2009

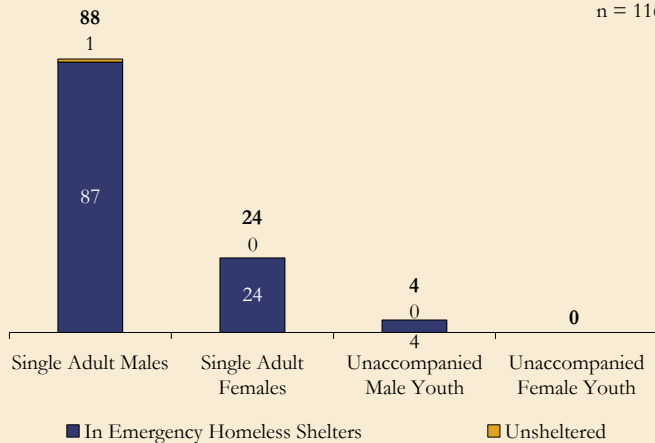
Where People Stayed	People Identified as Homeless	Survey Respondents	Survey Response Rate
In Emergency Homeless Shelters	143	128	89.5%
Unsheltered*	1	1	100.0%
<b>Total</b>	<b>144</b>	<b>129</b>	<b>89.6%</b>

\*Unsheltered includes people who were staying in cars, tents, abandoned buildings, outside or in other places not suitable for human habitation.

### People Identified as Homeless:

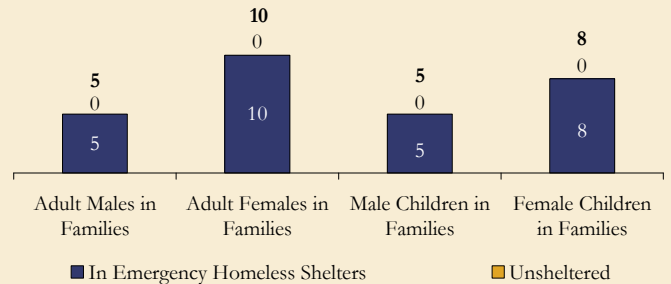
#### Individuals

n = 116



#### Families

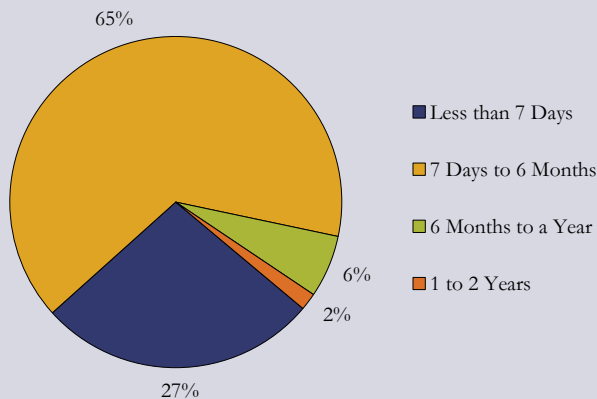
n = 28



### Survey Results:

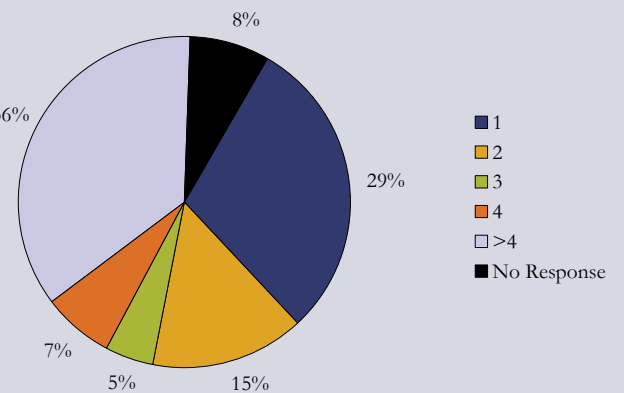
#### Length of Time Homeless

n = 129



#### Times Homeless in the Past Three Years

n = 129



#### Services Most Frequently Used

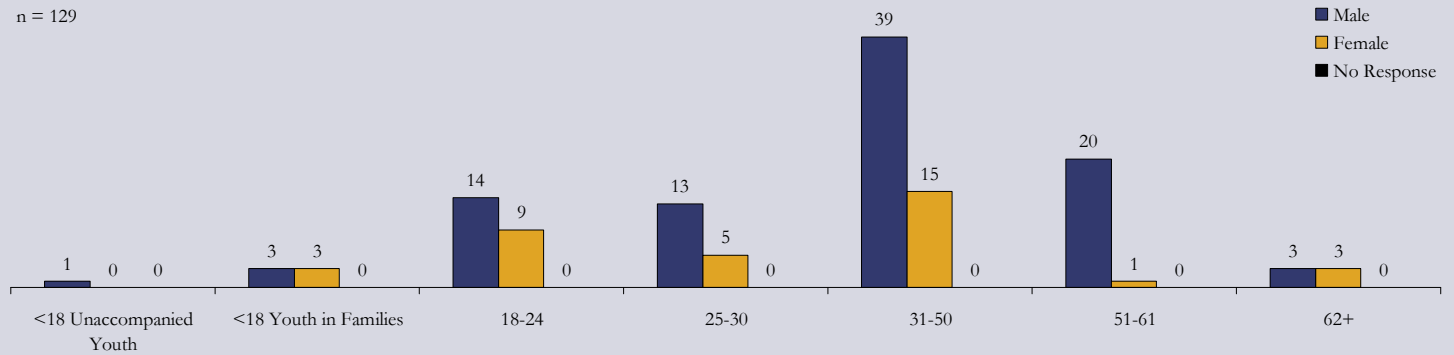
46 (36%) Case Management  
 28 (22%) General Assistance  
 28 (22%) Housing Search Help

#### Services Most Frequently Needed but Not Accessed

19 (15%) Other Financial Help  
 19 (15%) Rental Subsidies  
 11 (9%) SSI/SSDI

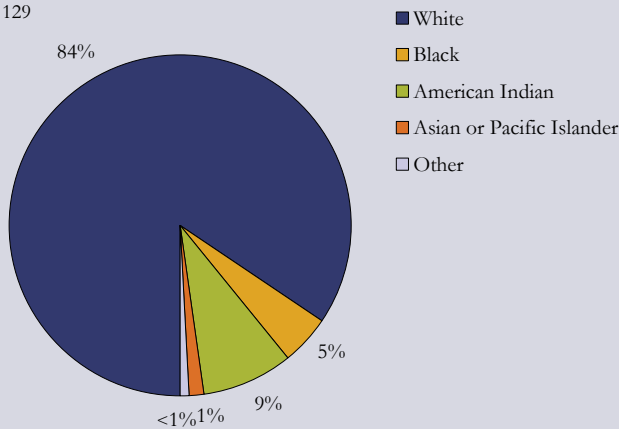
## Gender and Age

n = 129



## Racial Make-Up

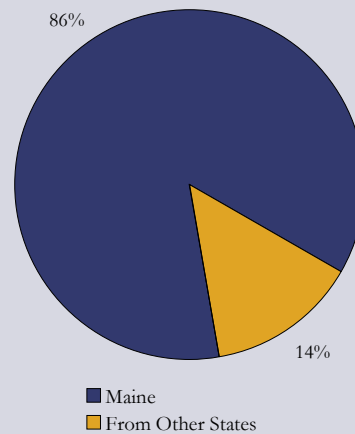
n = 129



20 (16%) people identified through the survey were minorities. Minorities are 4% of Maine's population.

## Last Residence

n = 129



County	People	Percent
Androscoggin	1	<1%
Aroostook	2	2%
Cumberland	2	2%
Franklin	0	0%
Hancock	5	4%
Kennebec	3	2%
Knox	5	4%
Lincoln	0	0%
Oxford	0	0%
Penobscot	84	65%
Piscataquis	5	4%
Sagadahoc	0	0%
Somerset	0	0%
Waldo	2	2%
Washington	1	<1%
York	1	<1%
Out of State	18	14%
No Response	0	0%
<b>Total</b>	<b>129</b>	

## Adult Education Levels

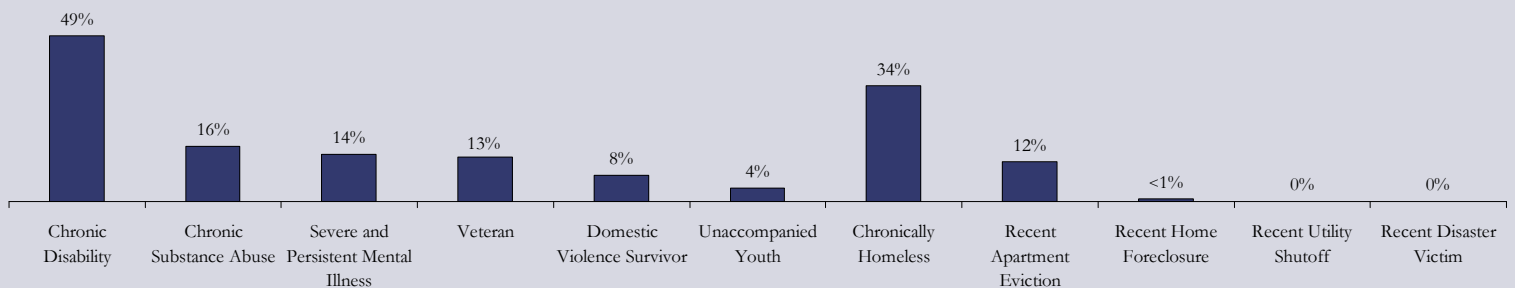
57 (47%) Less than High School Education  
 44 (36%) High School Education  
 19 (15%) More than High School Education  
 2 (2%) No Response

## Adult Employment Status

2 (2%) Employed  
 79 (65%) Unemployed  
 41 (33%) No Response to Employment Question  
 5 (4%) Using Job Training Services

## Additional Information

n = 129



44 (34%) survey respondents met the definition of chronically homeless: an unaccompanied homeless individual with a disabling condition who has either been continuously homeless for a year or more or has had at least four episodes of homelessness in the past three years. Please go to <http://www.ich.gov/> for more information.

**About the Survey:** The Annual Point in Time Survey provides a snapshot of people experiencing homelessness on a particular night of the year. The survey is required by the U.S. Department of Housing and Urban Development for Continuums of Care to receive McKinney-Vento funds for Transitional and Permanent Supportive Housing. On January 28, 2009, service providers, homeless advocates and municipal officials from the three Continuums in Maine (The City of Portland, Greater Penobscot County and Maine Balance of State) conducted a statewide census of people staying in Emergency Shelters, Transitional Housing for people who are homeless, and those living on the streets or in places considered unfit for habitation (Unsheltered). The person's demographic information, homeless situation and service needs were recorded, whenever possible, in addition to counting people who were homeless. *This handout includes information and survey responses from people who were staying in Emergency Shelters or were Unsheltered in the Greater Penobscot Continuum of Care on January 28, 2009.* Visit [www.mainehousing.org](http://www.mainehousing.org) for additional Point in Time handouts with statewide and Continuum of Care data.