

Maine's Energy Usage & the Low-Income Home Energy Assistance Program



HELPING MAINERS RENT, BUY & HEAT THEIR HOMES SINCE 1969

How Mainers Heat Their Homes

TOTAL MAINE HOUSEHOLDS: 2011: 552,051 2014: 549,841 % CHANGE: -0.4%

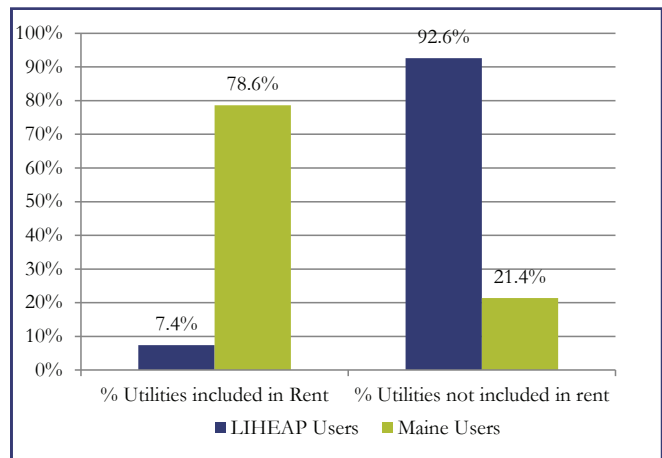
Own versus Rent

Program Year	LIHEAP Household Tenure		Maine Household Tenure	
	Own Home	Rent Home	Own Home	Rent Home
2011	63%	37%	73%	27%
2012	62%	38%	72%	28%
2013	64%	36%	72%	28%
2014	65%	35%	71%	29%

Source: MaineHousing

Households that receive heating aid from the Low-Income Home Energy Assistance Program (LIHEAP) are more likely to rent than own their homes.

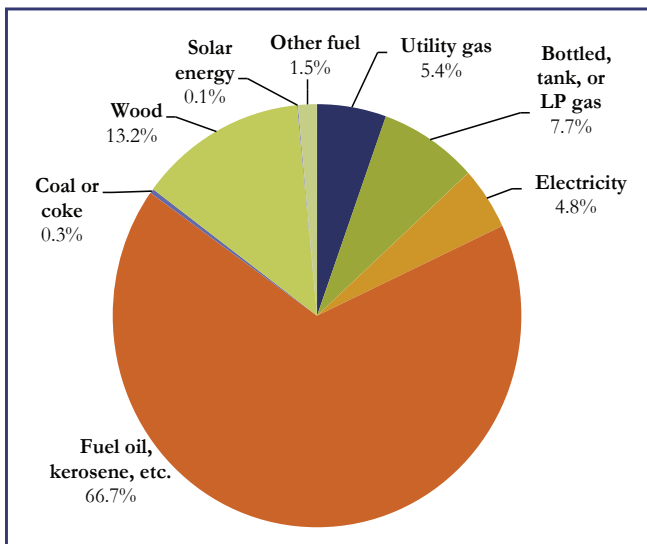
Rentals with Heat Included



Source: US Census, Table B25069 & MaineHousing Data

Between 2009 and 2014, fewer Maine renters have been paying directly for their utilities. Most of Maine renters have utilities included in their rents. LIHEAP users by contrast are much more likely to pay for utilities directly.

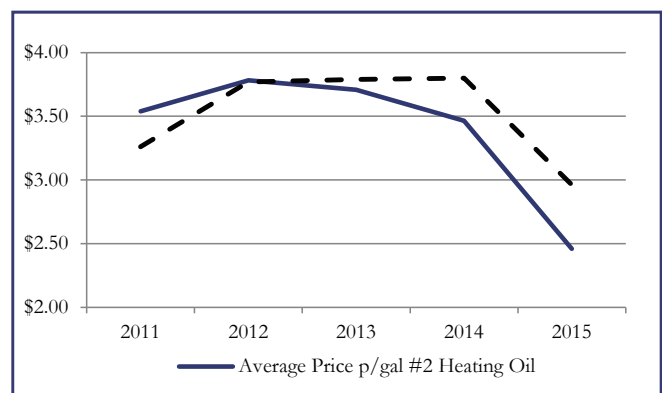
Home Heating Fuel Sources in 2014



Source: US Census, Table B25040

Most Mainers primarily use heating oil to heat their homes. However, they are increasingly using alternatives such as wood pellets, natural gas, or heat pumps run by electricity to reduce costs when oil prices are high. See Page 2.

Avg. Price/Gallon #2 Heat Oil

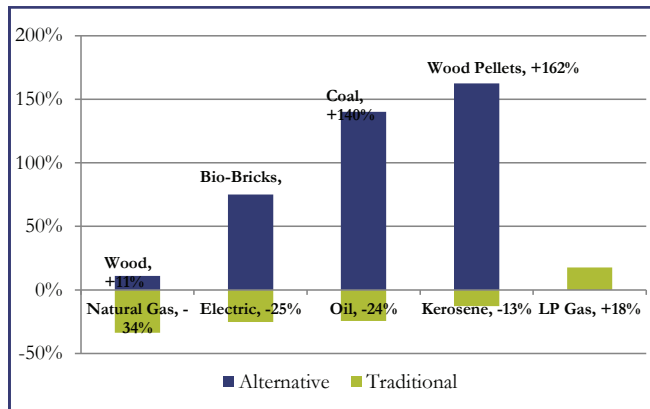


Source: U.S. Dept. of Energy

After leveling off between 2012–2014, #2 heating oil prices dropped \$1.78 between January 2014 and November 2015. When market prices increased, LIHEAP users paid less per gallon than others. As market prices declined, LIHEAP users were not realizing similar savings.

Mainers' Sources of Heat

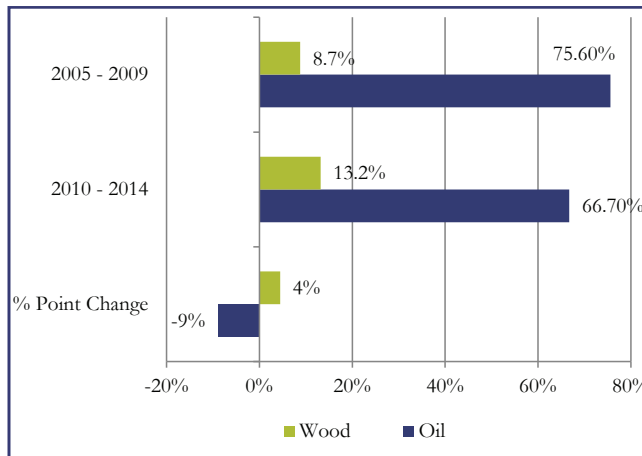
LIHEAP Households by Alternative Fuel Used



Source: MaineHousing

LIHEAP applicants' requests for alternatives such as wood, wood pellets, coal, and bio-bricks increased between 2006 and 2014 while more traditional fuels have declined.

Maine's Diminishing Reliance on Oil

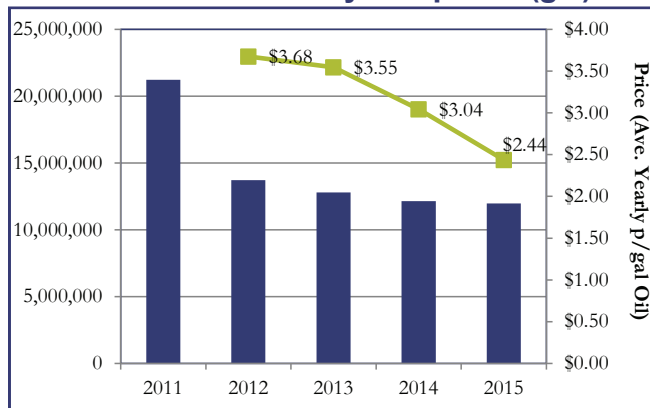


US Census, Table B25040

Between 2009-2014, heating oil use dropped 9 percent as Mainers switched to other fuels. Wood use increased 4.5 percent.

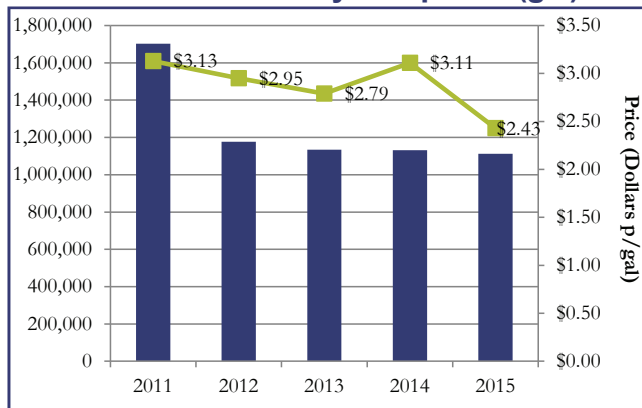
A reduction in the units of fuel used by LIHEAP recipients since 2011, with the exception of natural gas, is due in part to a decline in the number of program participants and the phasing out of temporary funding through the American Recovery and Reinvestment Act funds. See ARRA on Page 3.

LIHEAP: Kero/Oil Use by Recipients (gal)



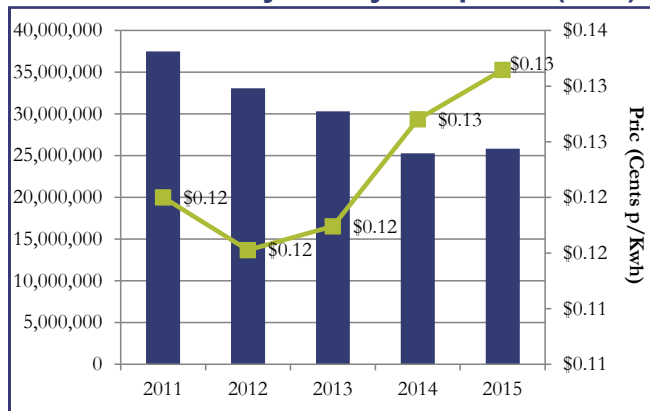
Source: MaineHousing

LIHEAP: LP Gas Use by Recipients (gal)



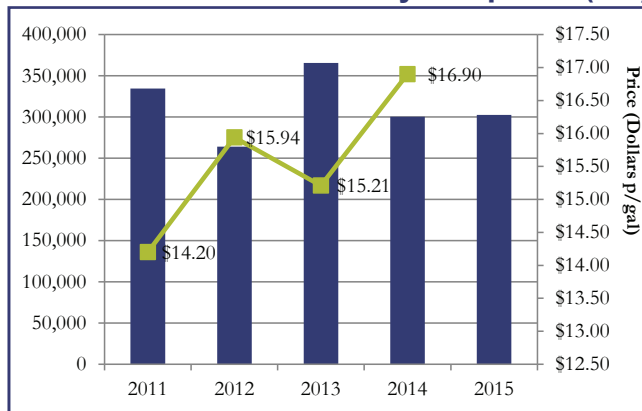
Source: MaineHousing

LIHEAP: Electricity Use by Recipients (kWh)



Source: MaineHousing

LIHEAP: Natural Gas Use by Recipients (btu)



Source: MaineHousing

Low-Income Home Energy Assistance Program

Program Details

MaineHousing administers the federal Low-Income Home Energy Assistance Program in Maine for the U.S. Department of Health and Human Services.

LIHEAP includes heating assistance, emergency crisis intervention, weatherization, and central heating system improvement programs.

Eligibility

Households must meet income eligibility guidelines or have incomes of 60% of the state area median income, whichever is less.

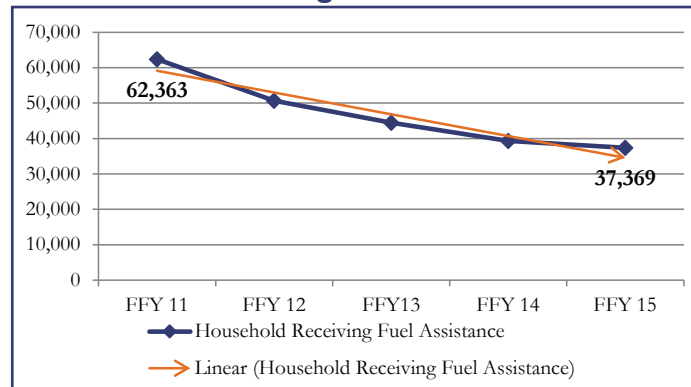
Eligibility for households with incomes between 150% and 170% of the federal poverty guidelines is limited to those households with a member who is susceptible to hypothermia, such as elderly, a child twenty-four months of age or under, or with a doctor's diagnosis.

Federal Funding Awards

	FFY11	FFY12	FFY13	FFY14	FFY15
LIHEAP Base Grant Award	\$28,668,332	\$22,957,861	\$34,916,307	\$32,548,913	\$34,036,807
Supplemental LIHEAP Award	\$25,688,631	\$15,562,992	\$ 1,130,011	\$ 5,213,836	\$ 3,711,949
TOTAL	\$54,356,963	\$38,520,853	\$36,046,318	\$37,762,749	\$37,748,756

Source: MaineHousing

Households Receiving Fuel Assistance



Source: MaineHousing

The number of households provided with fuel assistance has dropped from an all-time program high of 62,363 to 37,369 in program year 2015 largely due to a decline in federal funding.

ARRA Years

The American Recovery and Reinvestment Act of 2009 increased the annual levels of LIHEAP funding from mid-2009 to the end of the 2011 program year, which is included on these charts. Funds were to provide more heating assistance benefits to eligible households at a time when fuel prices were high.

Eligibility guidelines were raised to include households that in other years were not eligible for heating assistance. Also, more funds were available to weatherize homes, thus creating jobs.

LIHEAP Fuel Assistance Benefits

Program Year	Minimum Benefit	Maximum Benefit	Average Benefit	Households w/ Benefit less than Average Benefit	% Households w/ Benefit less than Average Benefit	Households w/ Benefit greater than Average Benefit	% Households w/ Benefit greater than Average Benefit	Total Households
2011	\$92	\$2,622	\$813	32,700	53%	29,261	47%	61,961
2012	\$76	\$1,288	\$499	25,192	50%	25,213	50%	50,405
2013	\$80	\$1,656	\$583	24,305	55%	20,102	45%	44,407
2014	\$84	\$1,886	\$711	20,590	53%	18,505	47%	39,095
2015	\$88	\$1,610	\$637	19,847	53%	17,345	47%	37,192

Source: MaineHousing

Emergency Crisis Intervention Program, Weatherization Benefits

	2011		2012		2013		2014		2015	
	Households	Avg Benefit	Households	Avg Benefit	Households	Avg Benefit	Households	Avg Benefit	Households	Avg Benefit
ECIP	4,946	\$327	3,884	\$361	5,505	\$525	6,218	\$380	5,063	\$329
Weatherization	2,054	\$8,317	918	\$8,264	1,124	\$10,038	1,929	\$9,413	2,225	\$9,457

Source: MaineHousing

For more information about LIHEAP or other MaineHousing programs, please contact us at:

Maine State Housing Authority
 353 Water Street | Augusta, Maine 04330-4633
 207-626-4600 | 800-452-4668 | Maine Relay 711 | Fax 207-626-4678
 www.mainehousing.org



April 2016