

# MaineHousing STEP Program Coupon

Please read entire document before completing form Fill in all blanks below. Type or print clearly.		
1. For <b>unit size</b> insert number of bedrooms for which the Family qualifies.	1. Unit Size	
2. <b>Date Coupon Issued (mm/dd/yyyy)</b> Insert actual date the Coupon is issued to the Family.	2. Issue Date	
3. <b>Date Coupon Expires (mm/dd/yyyy)</b> Insert date 120 days after date Coupon is issued. (See Section 7 of this form.)	3. Expiration Date	
4. <b>Date Extension Expires</b> (if applicable)(mm/dd/yyyy)	4. Date Extension Expires	
5. Name of Head of Household	6. Signature of Head of Household	Date Signed
7. Name and Title of issuing Official (Navigator)	8. Signature of issuing Official	Date Signed

## 1. Program

**A.** Maine State Housing Authority (MaineHousing) has determined that the above named family (item 5) is eligible to participate in the Program. Under this program, the family chooses a decent, safe and sanitary unit to live in. If the owner agrees to lease the unit to the family under the Program, and if MaineHousing approves the unit after an inspection of the unit for compliance with federal housing quality standards and MaineHousing standards, and if the rent for the unit is reasonable, then MaineHousing will make monthly payments to the owner to help the family pay the rent.

**B.** MaineHousing determines the amount of the monthly rental assistance payment to be paid to the owner. Generally, the monthly rental assistance payment by MaineHousing is the difference between the rent and 30 percent of monthly adjusted family income.

## 2. Coupon

**A.** When issuing this Coupon MaineHousing expects that if the family finds an approvable unit and other conditions are met, MaineHousing will have the money available to make payments to the owner. However, MaineHousing is under no obligation to the family, to any owner, or to any other persons, to approve a tenancy. MaineHousing does not have any liability to any party by the issuance of this Coupon.

**B.** The Coupon does not give the family any right to participate in MaineHousing's Program. The family becomes a participant in MaineHousing's Program only when the Lease is executed and payments are made to the owner.

**C.** During the initial or any extended term of this Coupon, MaineHousing may require the family to report progress in leasing a unit at such intervals and times as determined by MaineHousing.

## 3. MaineHousing Approval or Disapproval of Unit or Lease

**A.** When the family finds a suitable unit where the owner is willing to participate in the Program, the family must give the Navigator the these completed forms: Request For Unit Approval, an unsigned copy of the lease for the unit, Lease Addendum, W-9 Form, Lead Paint Disclosure, Radon Gas Disclosure .

**Note: All documents must be given to MaineHousing no later than the expiration date stated in item 3 or 4 on the top of page one of this Coupon.**

**B.** The family must submit these documents in the manner that is required by MaineHousing.

**C.** The lease must include, word-for-word, all provisions of the lease addendum supplied by MaineHousing. This is done by adding the lease addendum to the lease used by the owner. If there is a conflict between any provisions of the lease addendum and any provisions of the owner's lease, the provisions of the lease addendum shall control.

**D.** After receiving all the above stated documents, MaineHousing will inspect the unit for compliance with federal housing quality standards and MaineHousing standards. MaineHousing may not give approval for the family to lease the unit and MaineHousing will not make any rental assistance payments to the owner until MaineHousing has determined that all the following program requirements are met: the unit is eligible; the unit has been inspected by MaineHousing and has passed inspection; the rent is reasonable; and the owner and tenant have executed the lease and lease addendum.

**E.** If MaineHousing approves the unit MaineHousing will notify the family and the owner.

**1.** The owner must furnish MaineHousing a copy of the executed lease, the executed lease addendum, and an executed Rental Assistance Payment Contract.

**2.** Once all documents have been executed and returned to MaineHousing and the tenant moves into the unit, payments to the owner will begin.

**F.** If MaineHousing determines that the unit or lease cannot be approved for any reason, MaineHousing will notify the owner and the family that:

**1.** The proposed unit or lease is disapproved for specified reasons, and

**2.** If the conditions requiring disapproval are remedied to the satisfaction of MaineHousing on or before the date specified by MaineHousing and no new conditions requiring disapproval arise, the unit or lease will be approved.

#### 4. Security Deposit

A. MaineHousing may provide a security deposit to assist the family in securing a unit under the family's initial lease. A security deposit may be paid to the owner on behalf of the tenant only if the unit selected by the tenant has passed inspection and the tenant family has entered into a valid lease (including the lease addendum) with the owner.

B. MaineHousing will limit the amount of security deposit that the owner can collect to the equivalent of one month of rent.

#### 5. Obligations of the Family

A. When the family's unit is approved, the family must follow the rules listed below in order to continue participating in the Program.

B. The family must:

1. Supply any information that MaineHousing determines to be necessary including information for use in a regularly scheduled reexamination or interim reexamination of family income and composition.
2. Disclose and verify social security numbers and sign and submit consent forms for obtaining information.
3. Supply any information requested by MaineHousing to verify that the family is living in the unit or information related to family absence from the unit.
4. Allow MaineHousing or Administrative Contractor to inspect the unit at reasonable times and after reasonable notice.
5. Request and obtain advance written approval by the owner and the MaineHousing to add any other person as an occupant of the unit, including a family member.
6. Request and obtain advance written approval by the MaineHousing to add a live-in aide to the household.
7. Use the unit as the family's only residence.
8. Follow the Housing Stability Plan to attain housing stability.
9. Meet with their Navigator at least once every 30 days and update their Housing Stability Plan at least once every 90 days.
10. Notify the Navigator in writing within 14 days if there is a change in family income.
11. Notify the Navigator in writing within 14 days of the birth, adoption, or court-awarded custody of a child.
12. Notify the Navigator in writing within 14 days if any person no longer lives in the unit.
13. Promptly notify the Navigator in writing when the family is away from the unit for an extended period of time (30 days within any 45-day period, whether or not consecutive).
14. Notify the Navigator and the owner in writing at least 30 days before moving out of the unit or terminating the lease.
15. Give the Navigator a copy of any owner eviction notice.
16. Pay the tenant portion of the monthly rent to the owner.
17. Pay utility bills and provide and maintain any appliances that the owner is not required to provide under the lease.
18. Pay any amounts owed to MaineHousing or any other housing authority.
19. Correct any damage caused by a family member or guest to the unit or the premises that causes the unit to be out of compliance with federal housing quality standards or MaineHousing standards.

C. Any information the family supplies must be true and complete.

D. The family (including each family member) must not:

1. Own or have any interest in the unit.
2. Commit any serious or repeated violation of the lease.
3. Commit fraud, bribery or any other corrupt or criminal act in connection with the Program.

4. Engage in domestic violence, drug-related criminal activity or violent criminal activity. "Drug-related criminal activity" means the illegal manufacture, sale, distribution or use of a drug or possession of a drug with the intent to manufacture, sell, distribute or use the drug. "Violent criminal activity" means any criminal activity in which there is the use, attempted use, or threatened use of physical force substantial enough to cause or be reasonably likely to cause serious bodily injury or property damage.

5. Engage in illegal drug use, other criminal activity or alcohol abuse that threatens the health, safety or peaceful enjoyment of the premises by other residents (including property management staff residing on the premises) or by persons residing in the immediate vicinity of the premises in which the unit is located.

6. Engage in abusive behavior towards any MaineHousing personnel or any Administrative Contractor personnel.

7. Sublease or otherwise transfer the unit or assign the lease.

8. Receive Program assistance while receiving another housing subsidy for the same unit or a different unit under any other Federal, State or local housing assistance program.

9. Damage the unit or premises (other than ordinary wear and tear) or permit any guest to damage the unit or premises.

10. Receive Program assistance while residing in a unit owned by a parent, child, grandparent, grandchild, sister or brother of any member of the family, unless MaineHousing has determined (and has notified the owner and the family of such determination) that approving the rental of the unit, notwithstanding such relationship, would provide a reasonable accommodation for a family member who is a person with disabilities.

C. In deciding whether to terminate assistance, MaineHousing may consider the preponderance of evidence, mitigating circumstances, and the effect of termination on other Household members who were not involved in the action.

#### 6. Nondiscrimination and Equal Housing Opportunity

Maine State Housing Authority ("MaineHousing") does not discriminate on the basis of race, color, religion, sex, sexual orientation, gender identity or expression, national origin, ancestry, physical or mental disability, age, familial status or receipt of public assistance in the admission or access to or treatment in its programs and activities. In employment, MaineHousing does not discriminate on the basis of race, color, religion, sex, sexual orientation, gender identity or expression, national origin, ancestry, age, physical or mental disability or genetic information. MaineHousing will provide appropriate communication auxiliary aids and services upon sufficient notice. MaineHousing will also provide this document in alternative formats upon sufficient notice. MaineHousing has designated the following person responsible for coordinating compliance with applicable federal and state nondiscrimination requirements and addressing grievances: Lauren Bustard, Maine State Housing Authority, 26 Edison Drive, Augusta, Maine 04330-4633, Telephone Number 1-800-452-4668 (voice in state only), (207) 626-4600 (voice) or Maine Relay 711.

#### 7. Expiration and Extension of Coupon

The Coupon will expire on the date stated in item 3 on the top of page one of this Coupon unless, **before the Coupon expires**, the family requests an extension in writing and a Program Officer grants an extension of the Coupon, in which case the Coupon will expire on the date stated in item 4. At its discretion, MaineHousing may grant a family's request for one or more extensions of the initial term of the Coupon as provided in the Administrative Plan for the Program.

## Obligations while in the STEP Program

Now that you have received your Program Coupon, you have some obligations to fulfill in order to continue to receive your rental assistance. Failure to comply with any of the listed obligations can result in the loss of your rental assistance.

- You must report **all changes** of household income in writing to the Navigator within 14 days to ensure that you remain within the income guidelines of the program. You will also be asked to provide copies of pay stubs or other necessary documentation.
- You must follow your lease agreement that you signed with your landlord.
- You must pay your portion of the rent directly to the landlord. We strongly suggest that you retain copies of rent receipts.
- You must pay your portion of the utilities directly to the utility company, if applicable.
- You must ensure that your unit remains in decent, safe and sanitary condition, as determined by the HQS (Housing Quality Standards) inspection process. Interim or complaint inspections may be conducted, with proper notice to the family.
- You must not allow people to move into your unit without permission from both your landlord and MaineHousing.
- You must not engage in any criminal activity or become incarcerated. Any such activity will result in immediate termination of your subsidy.
- You must follow your Housing Stability Plan and work toward and complete the goals that you set to attain housing stability. You must also provide copies of relevant documentation, as required by MaineHousing.
- You will be required to meet with your Navigator at least once every 30 days and develop a new Housing Stability Plan and Budget every 90 days. It is your responsibility to contact your Navigator to make arrangements for these meetings.

I \_\_\_\_\_ have read the above listed obligations and understand what is expected of me while I am a participant in the Program.

\_\_\_\_\_  
Tenant Signature

\_\_\_\_\_  
Date

\_\_\_\_\_  
Navigator or Representative

\_\_\_\_\_  
Date

## Key Steps to Using Your STEP Coupon

- 1) As a STEP participant you are free to rent any type of property you wish as long as it is affordable to you and it passes a HQS inspection. This means that you are free to rent a house, mobile home, duplex, town house or multi family unit.
- 2) We have included a copy of A Good Place to Live and Protect your Family from Lead in your Home have been included in this packet to assist you in choosing a decent, safe and sanitary unit. You will also find a move in checklist attached to your Landlord Packet which lists the items specific MaineHousing will be inspecting for.
- 3) Work with your Navigator to help you locate a unit. Check [Mainehousingsearch.org](http://Mainehousingsearch.org), classified section of local newspapers, and real estate offices or rental agencies. If the family includes a person with disabilities, the family may request a list of available accessible units known to the PHA.
- 4) If you have been living in a high poverty area you now have the ability to make a change to your surroundings. We recommend you consider the benefits of moving to a low poverty area. For instance, safe neighborhoods, job opportunities, transportation options as well as the location of quality schools, medical and shopping facilities.
- 5) Once you locate a suitable unit you will need to complete a Landlord Packet. It must be completed and signed by both the landlord and the coupon holder. The following documents must be signed:
  - Request for Unit Approval – **(Tenant and Landlord signature required)**
  - Lease Addendum – **(Tenant and Landlord signature required)**
  - Lead Paint Disclosure Statement – **(Tenant and Landlord signature required)**
  - VAWA Lease Addendum - **(Tenant and Landlord signature required)**
  - W-9 Form - **(Landlord signature required)**
  - Owner Information - **(Landlord signature required)**
  - ACH Transfer/Deposit Form - **(Landlord signature required)**
  - A **Proposed Lease Agreement - (unsigned)**
- 6) Once completed it should be given to the Navigator who will review it and forward it to MaineHousing. If the unit is eligible, MaineHousing will schedule a HQS inspection.
- 7) If the unit passes the inspection, you can sign the lease agreement and move in. Rent will be pro-rated if the move-in date does not fall on the first of the month. Remember, you will need to be prepared to pay a portion of your first month rent.
- 8) If you need to utilize the STEP Program Utility Deposit, please contact the Utility Company to obtain documentation showing how much the deposit will be. This documentation will need to be submitted to your Navigator.

**STEP Briefing Packet Guidance:** When a client has been found eligible for STEP by a MaineHousing Occupancy Specialist, Navigators will conduct a Coupon Issuance Briefing (Briefing). A Briefing involves reviewing program rules, requirements and expectations. The Navigator will review all the documents in the Briefing Packet with the Participant and will obtain signatures and other pertinent information on several documents with the Participant. Each document will be explained in detail. When completed the Participant and Navigator will each retain portions of the Briefing Packet as detailed below.

<b>Form:</b>	<b>General</b>	<b>Once Completed:</b>
<b>STEP Program Obligations</b>	Review this entire document with the participants. This is an outline of obligations that they are required to fulfill in order to receive rental assistance. It is important that the participant understand that failure to comply with any of the listed obligations could result in the loss of rental assistance.	<ul style="list-style-type: none"> <li>● One copy for the participant</li> <li>● Original for the participant’s file</li> <li>● Upload to sharefile</li> </ul>
<b>STEP Coupon</b>	<p>This document outlines all of the rules, requirements and obligations of the household who is participating in STEP. Although several of the requirements are outlined in the “Obligations Sheet” the detailed requirements included in the Program Coupon should be discussed with the client. The STEP Coupon includes: The size of the unit the household has been proved for, Signatures of the Head of Household and the Navigator, and the dates during which the document is valid; Issuance and Expiration*</p> <p>*Coupons expire 120 days after Issuance. If the Participant wishes to request an extension for up to an additional 60 days, they must submit the request in writing at least seven days before the expiration date on the Coupon. Only a MaineHousing Occupancy Specialist can approve an Extension.</p>	<ul style="list-style-type: none"> <li>● One for the participant</li> <li>● One for the participant’s file</li> <li>● Upload to sharefile</li> </ul>
<b>Payment Standard Schedule</b>	<p>Payment standards are used to calculate the housing assistance payment (HAP) that MaineHousing pays to the owner on behalf of the family leasing the unit and is based upon bedroom size. The range of possible payment standard amounts is based on HUD’s published fair market rent (FMR) schedule for the FMR area. FMRs are based on either the 40<sup>th</sup> or 50<sup>th</sup> percentile of rents charged for standard rental housing in the FMR area.</p> <p>The Navigator must explain how the Payment Standard Schedule works with the Participant. The amount listed on the Payment Standard Schedule includes the amount it will cost for both rent and utilities.</p>	<ul style="list-style-type: none"> <li>● For the Navigator</li> </ul>

	<p><b>How to use the Payment Standard Schedule:</b></p> <ul style="list-style-type: none"> <li>• Reference the bedroom size of the unit and cross reference to the area in which the unit is located.</li> <li>• Calculate the Contract Rent amount with the established utility allowance amount. Both items added together must not exceed the Payment Standard amount.</li> <li>• Emphasize to the Participant that the point here is NOT to maximize the value of the coupon, but to give to them a better understanding of the program guidelines. They should look for a unit that they will reasonably be able to afford on their own when their participation in the program ends.</li> </ul>	
<p><b>Utility Allowance Charts</b></p>	<p>Utility allowances are <b>estimates</b> of the expenses associated with different types of utilities and their uses. The utilities for which allowances may be provided include electricity, natural gas, propane, fuel oil, wood or coal, and water and sewage service, as well as garbage collection. The functions, or end-uses, covered by an allowance may include space heating, water heating, cooling, refrigeration, lighting, or appliances. Allowances are not provided for telephone service. Utility allowances can be small or large, ranging from less than \$10 to over \$200 for a resident household per month, depending on the Housing Authority, the number of utilities and uses covered, and the dwelling unit and/or household size.</p> <p><b>How to use the Utility Allowance (UA) Charts:</b></p> <ul style="list-style-type: none"> <li>• Find the town in which the unit is located on the Utility Allowance Master List</li> <li>• Reference the UA Chart appropriate for the type of building the unit is located in. For example: Low Rise, Walk Up, Single Family etc.</li> <li>• Referencing the bedroom size and voucher size of the unit and cross reference each type of utility that the client will be responsible for i.e. Cooking: Electric, Other Electric</li> <li>• Calculate the total</li> <li>• Add the UA amount to the Contract Rent amount to determine the Total Rent</li> </ul> <p>The UA added to the Contract Rent must not exceed the Payment Standard.</p>	<ul style="list-style-type: none"> <li>• For the Navigator</li> </ul> <p><b>EXAMPLE:</b></p> <ul style="list-style-type: none"> <li>-The Payment Standard for a 2BR low rise unit in this area is \$800.</li> <li>-Rent for the unit is \$750 including oil heat.</li> <li>-Sounds good, but the tenant pays for electricity, including an electric stove &amp; electric hot water tank.</li> <li>-According to the Utility Allowance tables for a 2BR in this area: <ul style="list-style-type: none"> <li>Cooking Electric is \$11</li> <li>Other Electric is \$22</li> <li>Hot Water Electric is \$33.</li> </ul> </li> <li>-The total monthly cost for the unit would be \$816 (rent + utilities). -This unit \$16 over the program limit.</li> </ul>
<p><b>Key Steps to Using Coupon</b></p>	<p>This document was created to assist a client with the process of using their STEP coupon. It outlines how to go about getting a unit inspected and approved.</p>	<ul style="list-style-type: none"> <li>• For the participant</li> </ul>
<p><b>Domestic Violence Client Agreement</b></p>	<p>This document was created for a client to agree that he/she shall not permit a named person who has been identified for committing a criminal or violent offense to live in their unit assisted through the STEP Program.</p>	<ul style="list-style-type: none"> <li>• For the participant and navigator</li> </ul>

<p><b>Landlord Packet:</b></p>	<p>The Landlord Packet contains all of the documents that are required to be completed in order to request a Housing Quality Standards (HQS) inspection. The information in the documents must be agreed upon by both the landlord and the Participant and then submitted to the Navigator for review. Once the Navigator determines that the unit meets program guidelines the documents must be uploaded to ShareFile.</p> <p>The Landlord Packet contains:</p> <ul style="list-style-type: none"> <li>• Landlord letter</li> <li>• STEP Program Summary</li> <li>• Request for Unit Approval</li> <li>• Lease Addendum</li> <li>• Lead Based Paint Disclosure</li> <li>• VAWA Lease Addendum</li> <li>• VAWA Notice to Owners</li> <li>• W-9</li> <li>• Owner Information</li> <li>• ACH Transfer/Deposit Form</li> <li>• Move In Inspection Checklist</li> <li>• Egress Window Info Sheet</li> </ul>	<ul style="list-style-type: none"> <li>• For the participant to submit to a potential landlord and return to the Navigator</li> </ul>
<p><b><u>Landlord letter</u></b></p>	<p>This letter outlines the documents that must be completed to initiate a HQS Inspection. It explains that normal tenant screening practices should take place; that the tenant should not sign the lease or move into the unit before the unit has passed HQS and that MaineHousing will contact them to arrange for an inspection once the paperwork is received and approved.</p>	<ul style="list-style-type: none"> <li>• For the potential landlord.</li> </ul>
<p><b><u>Program Summary</u></b></p>	<p>This document is an overview of the STEP Program.</p>	<ul style="list-style-type: none"> <li>• For the potential landlord.</li> </ul>
<p><b><u>Request for Unit Approval</u></b></p>	<p>The Request for Unit Approval is completed by the landlord, Participant, and Navigator. It outlines details of the unit; monthly rent, security deposit, &amp; utility responsibility.</p> <ul style="list-style-type: none"> <li>• The Participant will fill in their name and contact phone number at the top, sign &amp; date.</li> <li>• The Landlord will complete the rest of the form, except the grey sections, sign &amp; date.</li> <li>• The Navigator will review the form, complete the grey sections, verify that the unit is of appropriate size, and that the rent and utility costs are within program guidelines.</li> </ul>	<ul style="list-style-type: none"> <li>• For the potential landlord and return to the Navigator to complete.</li> </ul>
<p><b><u>Lease Addendum</u></b></p>	<p>The Lease Addendum will be attached to the executed lease. It is included in the landlord packet to allow the landlord to review what will be added to their lease document. The Lease Addendum outlines the requirements and expectations for the landlord to participate in Program.</p> <ul style="list-style-type: none"> <li>• Must be signed by both the landlord and the participant</li> </ul>	<ul style="list-style-type: none"> <li>• For the potential landlord and return to the Navigator.</li> </ul>
<p><b><u>Lead Based Paint Disclosure</u></b></p>	<p>The Lead Based Paint Disclosure informs the Participant of known presence of lead in the building being considered for rental</p> <ul style="list-style-type: none"> <li>• Must be completed and signed by both landlord and Participant</li> </ul>	<ul style="list-style-type: none"> <li>• For the potential landlord and return to the Navigator.</li> </ul>

<b><u>VAWA Lease Addendum</u></b>	The lease addendum is to amend the lease to include the provisions of the Violence Against Women and Justice Department Reauthorization Act of 2005. <ul style="list-style-type: none"> <li>• Must be signed by both the landlord and the participant.</li> </ul>	<ul style="list-style-type: none"> <li>• For the potential landlord and return to the Navigator</li> </ul>
<b><u>VAWA Notice to Owners</u></b>	MaineHousing notice to STEP Owners and Managers regarding the Violence Against Women Act (VAWA).	<ul style="list-style-type: none"> <li>• For the potential landlord</li> </ul>
<b><u>W-9</u></b>	The W-9 is completed for income tax purposes. Information on the document allows MaineHousing to inform the IRS of monies released to the landlord. <ul style="list-style-type: none"> <li>• Must be completed and signed by the landlord</li> </ul>	<ul style="list-style-type: none"> <li>• Return to Navigator or send directly to MaineHousing</li> </ul>
<b><u>Owner Information</u></b>	This form provides contact information for the landlord and property manager (if applicable). <ul style="list-style-type: none"> <li>• Must be completed and signed by the landlord.</li> </ul>	<ul style="list-style-type: none"> <li>• Return to Navigator or send directly to MaineHousing</li> </ul>
<b><u>ACH Transfer/Deposit Form</u></b>	The landlord may sign up for electronic funds transfer, rather than receiving a paper check in the mail each month.	<ul style="list-style-type: none"> <li>• Return to Navigator or send directly to MaineHousing</li> </ul>
<b><u>Inspection Checklist and Egress Window Info Sheet</u></b>	This form should not be returned. It is simply to make the landlord aware of some of the things that will be covered during the HQS Inspection, and some of the more common reasons that units do not pass the initial inspection.	<ul style="list-style-type: none"> <li>• For the potential landlord</li> </ul>
<b><u>A Good Place to Live</u></b>	This document was created to assist a client with the knowing some of the things to look for when viewing apartments as related to HQS. It is not a comprehensive listing of HQS requirements but contains general information of what to look for in terms of safety.	<ul style="list-style-type: none"> <li>• For the participant</li> </ul>
<b><u>Protect Your Family from Lead in Your Home</u></b>	This comprehensive document outlines the details of Lead Paint dangers; what to look for and how to protect oneself from the dangers of Lead Paint.	<ul style="list-style-type: none"> <li>• For the participant</li> </ul>
<b><u>Fair Housing Equal Opportunity for All &amp; Are you a Victim of Housing Discrimination</u></b>	These documents discuss the Fair Housing Act and contain information on how to submit a claim if a person feels their rights have been violated or they have been discriminated against.	<ul style="list-style-type: none"> <li>• For the participant</li> </ul>



## Domestic Violence Client Agreement

CLIENT: \_\_\_\_\_

UNIT ADDRESS: \_\_\_\_\_  
\_\_\_\_\_

1. The client acknowledges that he/she has been admitted to the MaineHousing Stability Through Engagement Program (STEP).

The name of the person who committed a criminal or violent offense is:

\_\_\_\_\_  
(Insert name of abuser)

2. The client agrees that he/she **shall not permit** the above named person to live in the unit assisted through the STEP Program.
3. The client understands that if the above named person lives in the unit assisted through the STEP Program, that MaineHousing will terminate the client's rental assistance payment and participation in the STEP Program.

\_\_\_\_\_  
Client's Signature

\_\_\_\_\_  
Date

\_\_\_\_\_  
Navigator or Homeless Initiatives Program Officer Signature

\_\_\_\_\_  
Date

**U.S. Department of Housing  
and Urban Development**  
Office of Public and Indian Housing

---

# **A Good Place to Live!**

## Introduction

Having a good place to live is important. Through your Public Housing Agency (or PHA) the Section 8 Certificate Program and the Housing Voucher Program help you to rent a good place. You are free to choose any house or apartment you like, as long as it meets certain requirements for quality. Under the Section 8 Certificate Program, the housing cannot cost more than the Fair Market Rent. However, under the Housing Voucher Program, a family may choose to rent an expensive house or apartment and pay the extra amount. Your PHA will give you other information about both programs and the way your part of the rent is determined.

## Housing Quality Standards

Housing quality standards help to insure that your home will be safe, healthy, and comfortable. In the Section 8 Certificate Program and the Housing Voucher Program there are two kinds of housing quality standards.

Things that a home must have in order approved by the PHA, and

Additional things that you should think about for the special needs of your own family. These are items that you can decide.

## The Section 8 Certificate Program and Housing Voucher Program

The Section 8 Certificate Program and Housing Voucher Program allow you to *choose* a house or apartment that you like. It may be where you are living now or somewhere else. The *must have* standards are very basic items that every apartment must have. But a home that has all of the *must have* standards may still not have everything you need or would like. With the help of Section 8 Certificate Program or Housing Voucher Program, you *should* be able to afford a good home, so you should think about what you would like your home to have. You may want a big kitchen or a lot of windows or a first floor apartment. Worn wallpaper or paint may bother you. Think of these things as you are looking for a home. Please take the time to read *A Good Place to Live*. If you would like to stay in your present home, use this booklet to see if your home meets the housing quality standards. If you want to move, use it each time you go to look for a new house or apartment, and good luck in finding your good place to live.

Read each section carefully. After you find a place to live, you can start the *Request for Lease Approval* process. You may find a place you like that has some problems with it. Check with your PHA about what to do, since it may be possible to correct the problems.

## The Requirements

Every house or apartment must have at least a living room, kitchen, and bathroom. A one-room efficiency apartment with a kitchen area is all right. However, there must be a separate bathroom for the private use of your family. Generally there must be one living/sleeping room for every two family members.

# 1. Living Room

**The Living Room must have:**

## **Ceiling**

A ceiling that is in good condition.

- Not acceptable are large cracks or holes that allow drafts, severe bulging, large amounts of loose or falling surface material such as plaster.

## **Walls**

Walls that are in good condition.

- Not acceptable are large cracks or holes that allow drafts, severe bulging or leaning, large amounts of loose or falling surface material such as plaster.

## **Electricity**

At least two electric outlets, or one outlet and one permanent overhead light fixture.

Do not count table or floor lamps, ceiling lamps plugged into a socket, and extension cords: they are not permanent.

- Not acceptable are broken or frayed wiring, light fixtures hanging from wires with no other firm support (such as a chain), missing cover plates on switches or outlets, badly cracked outlets.

## **Floor**

A floor that is in good condition.

- Not acceptable are large cracks or holes, missing or warped floorboards or covering that could cause someone to trip.

## **Window**

At least one window. Every window must be in good condition.

- Not acceptable are windows with badly cracked, broken or missing panes, and windows that do not shut or, when shut, do not keep out the weather.

## **Lock**

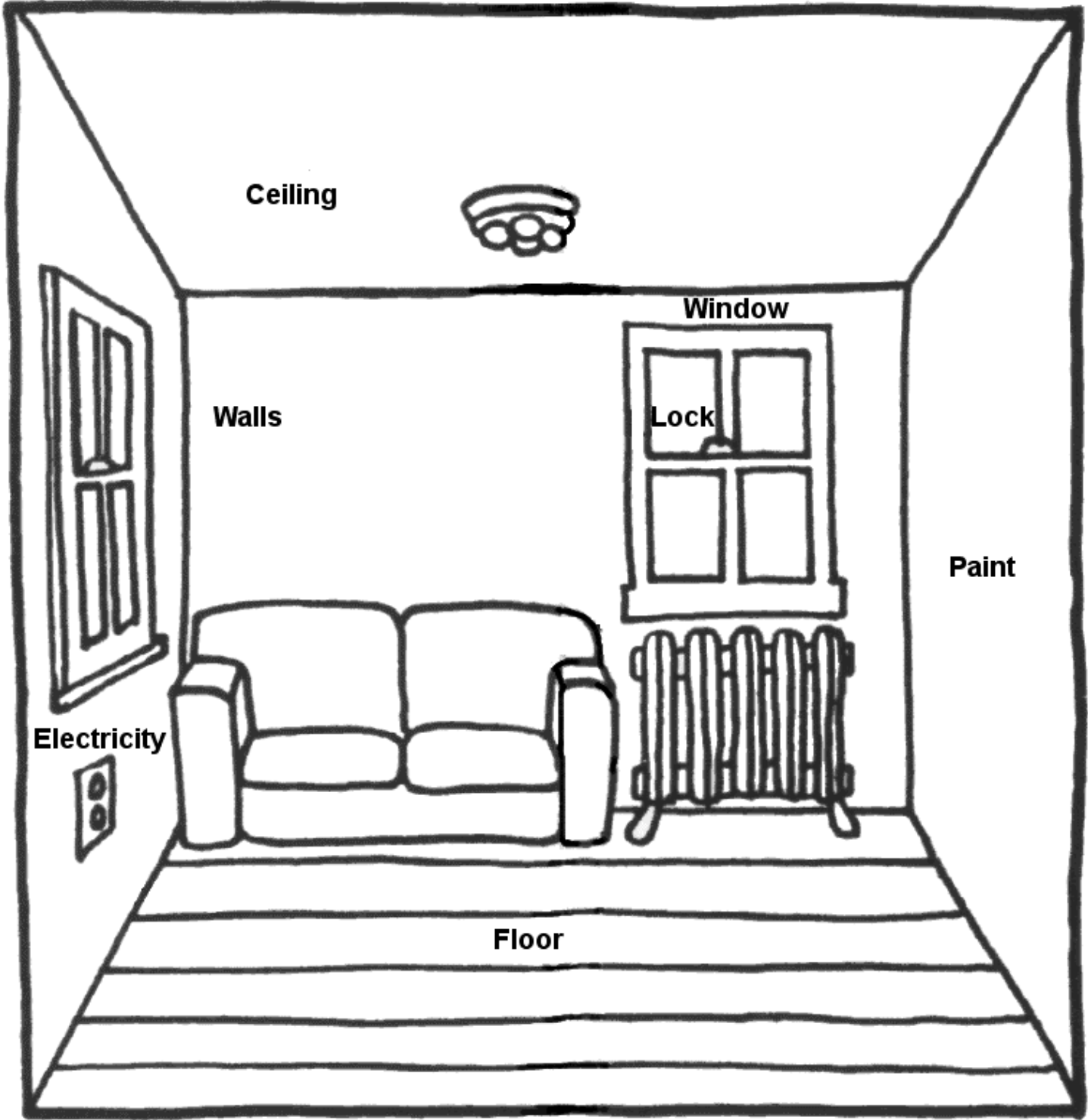
A lock that works on all windows and doors that can be reached from the outside, a common public hallway, a fire escape, porch or other outside place that cannot be reached from the ground. A window that cannot be opened is acceptable.

## **Paint**

- No peeling or chipping paint if you have children under the age of seven and the house or apartment was built before 1978.

### **You should also think about:**


- The types of locks on windows and doors
  - Are they safe and secure?
  - Have windows that you might like to open been nailed shut?
- The condition of the windows.
  - Are there small cracks in the panes?
- The amount of weatherization around doors and windows.
  - Are there storm windows?
  - Is there weather stripping? If you pay your own utilities, this may be important.
- The location of electric outlets and light fixtures.
- The condition of the paint and wallpaper
  - Are they worn, faded, or dirty?
- The condition of the floor.
  - Is it scratched and worn?



Ceiling



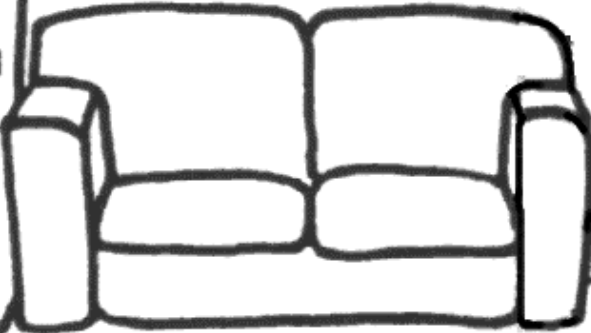
Window



Lock

Walls

Paint



Electricity



Floor

# 2. Kitchen

## **The Kitchen must have:**

### **Ceiling**

A ceiling that is in good condition.

- Not acceptable are large cracks or holes that allow drafts, severe bulging, large amounts of loose or falling surface material such as plaster.

### **Storage**

Some space to store food.

### **Electricity**

At least one electric outlet and one permanent light fixture.

Do not count table or floor lamps, ceiling lamps plugged into a socket, and extension cards; they are not permanent.

- Not acceptable are broken or frayed wiring, light fixtures hanging from wires with no other firm support (such as a chain), missing cover plates on switches or outlets, badly cracked outlets.

### **Stove and Oven**

A stove (or range) and oven that works (This can be supplied by the tenant)

### **Floor**

A floor that is in good condition.

Not acceptable are large cracks or holes, missing or warped floorboards or covering that could cause someone to trip.

### **Preparation Area**

Some space to prepare food.

### **Paint**

No peeling or chipping paint if you have children under the age of seven and the house or apartment was built before 1978.

### **Window**

If there is a window, it must be in good condition.

### **Lock**

A lock that works on all windows and doors that can be reached from the outside, a common public hallway, a fire escape, porch or other outside place that can be reached from the ground. A window that cannot be opened is acceptable.

**Walls**

Walls that are in good condition.

- Not acceptable are large cracks or holes that allow drafts, severe bulging or leaning, large amounts of loose or falling surface material such as plaster.

**Serving Area**

Some space to serve food.

- A separate dining room or dining area in the living room is all right.

**Refrigerator**

A refrigerator that keeps temperatures low enough so that food does not spoil. (This can be supplied by the tenant.)

**Sink**

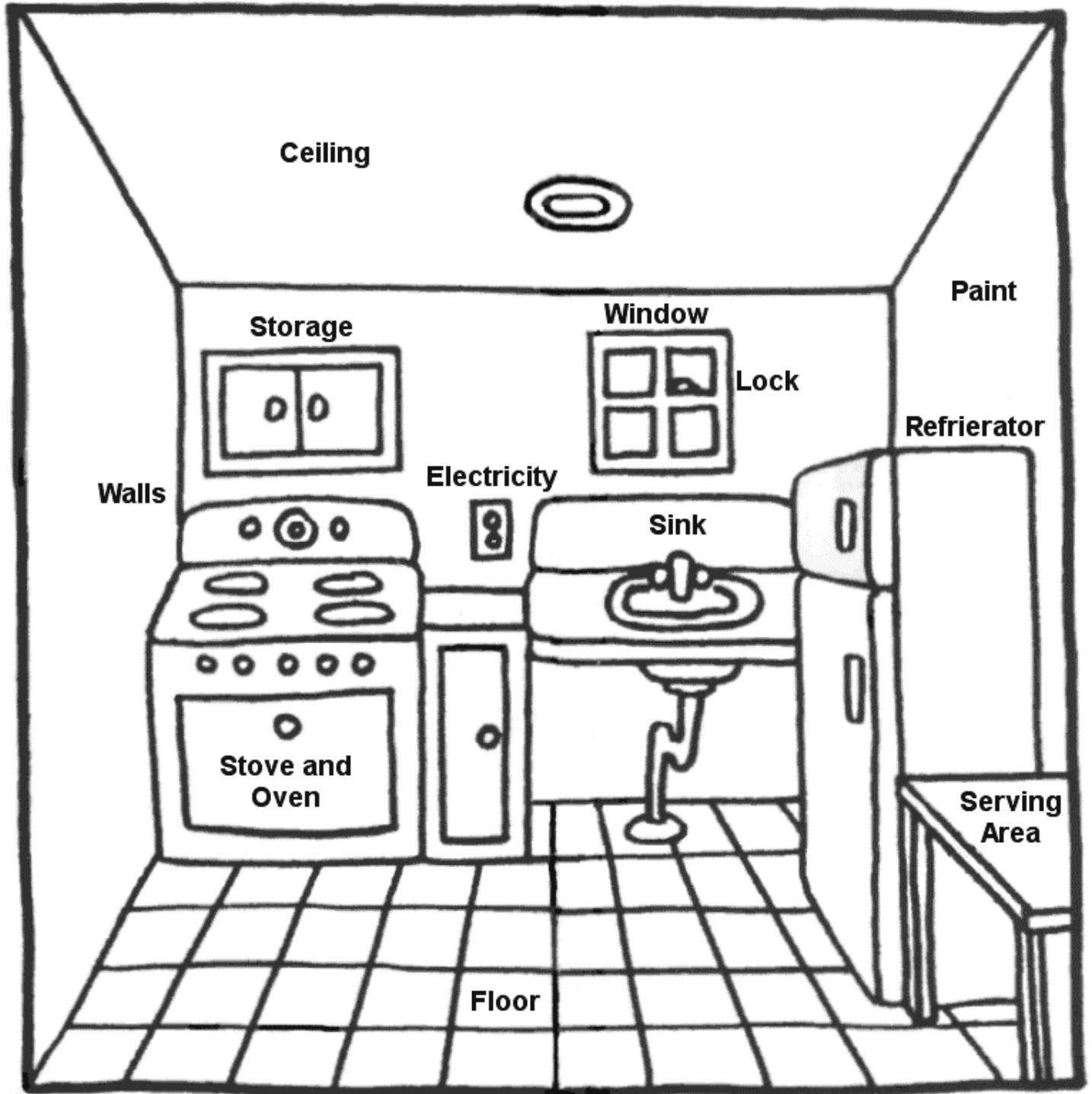
A sink with hot and cold running water.

- A bathroom sink will not satisfy this requirement.

**You should also think about:**

- The size of the kitchen.
- The amount, location, and condition of space to store, prepare, and serve food. Is it adequate for the size of your family?
- The size, condition, and location of the refrigerator. Is it adequate for the size of your family?
- The size, condition, and location of your sink.
- Other appliances you would like provided.
- Extra outlets.





# 3. Bathroom

## The Bathroom must have:

### Ceiling

A ceiling that is in good condition.

- Not acceptable are large cracks or holes that allow drafts, severe bulging, large amounts of loose or falling surface material such as plaster.

### Window

A window that opens or a working exhaust fan.

### Lock

A lock that works on all windows and doors that can be reached from the outside, a common public hallway, a fire escape, porch or other outside place that can be reached from the ground.

### Toilet

A flush toilet that works.

### Tub or Shower

A tub or shower with hot and cold running water.

### Floor

A floor that is in good condition.

- Not acceptable are large cracks or holes, missing or warped floorboards or covering that could cause someone to trip.

### Paint

- No chipping or peeling paint if you have children under the age of seven and the house or apartment was built before 1978.

### Walls

Walls that are in good condition.

- Not acceptable are large cracks or holes that allow drafts, severe bulging or leaning, large amounts of loose or falling surface such as plaster.

## **Electricity**

At least one permanent overhead or wall light fixture.

- Not acceptable are broken or frayed wiring, light fixtures hanging from wires with no other firm support (such as a chain), missing cover plates on switches or outlets, badly cracked outlets.


## **Sink**

A sink with hot and cold running water.

- A kitchen sink will not satisfy this requirement.

## **You should also think about:**

- The size of the bathroom and the amount of privacy.
- The appearances of the toilet, sink, and shower or tub.
- The appearance of the grout and seal along the floor and where the tub meets the wall.
- The appearance of the floor and walls.
- The size of the hot water heater.
- A cabinet with a mirror.



Ceiling

Paint

Electricity

Window

Lock

Walls

Toilet

Tub or Shower

Sink

Floor

# 4. Other Rooms

**Other rooms that are lived in include:** bedrooms, dens, halls, and finished basements or enclosed, heated porches. The requirements for other rooms that are lived in are similar to the requirements for the living room as explained below.

## **Other Rooms Used for Living must have:**

### **Ceiling**

A ceiling that is in good condition.

- Not acceptable are large cracks or holes that allow drafts, severe bulging, large amounts of loose or falling surface material such as plaster,

### **Walls**

Walls that are in good condition.

- Not acceptable are large cracks or holes that allow drafts, severe bulging or leaning, large amounts of loose or falling surface material such as plaster.

### **Paint**

- No chipping or peeling paint if you have children under the age of seven and the house or apartment was built before 1978.

### **Electricity in Bedrooms**

Same requirement as for living room.

In All Other Rooms Used for Living: There is no specific standard for electricity, but there must be either natural illumination (a window) or an electric light fixture or outlet.

### **Floor**

A floor that is in good condition.

- Not acceptable are large cracks or holes, missing or warped floorboards or covering that could cause someone to trip.

### **Lock**

A lock that works on all windows and doors that can be reached from the outside, a common public hallway, a fire escape, porch or other outside place that can be reached from the ground.

## **Window**

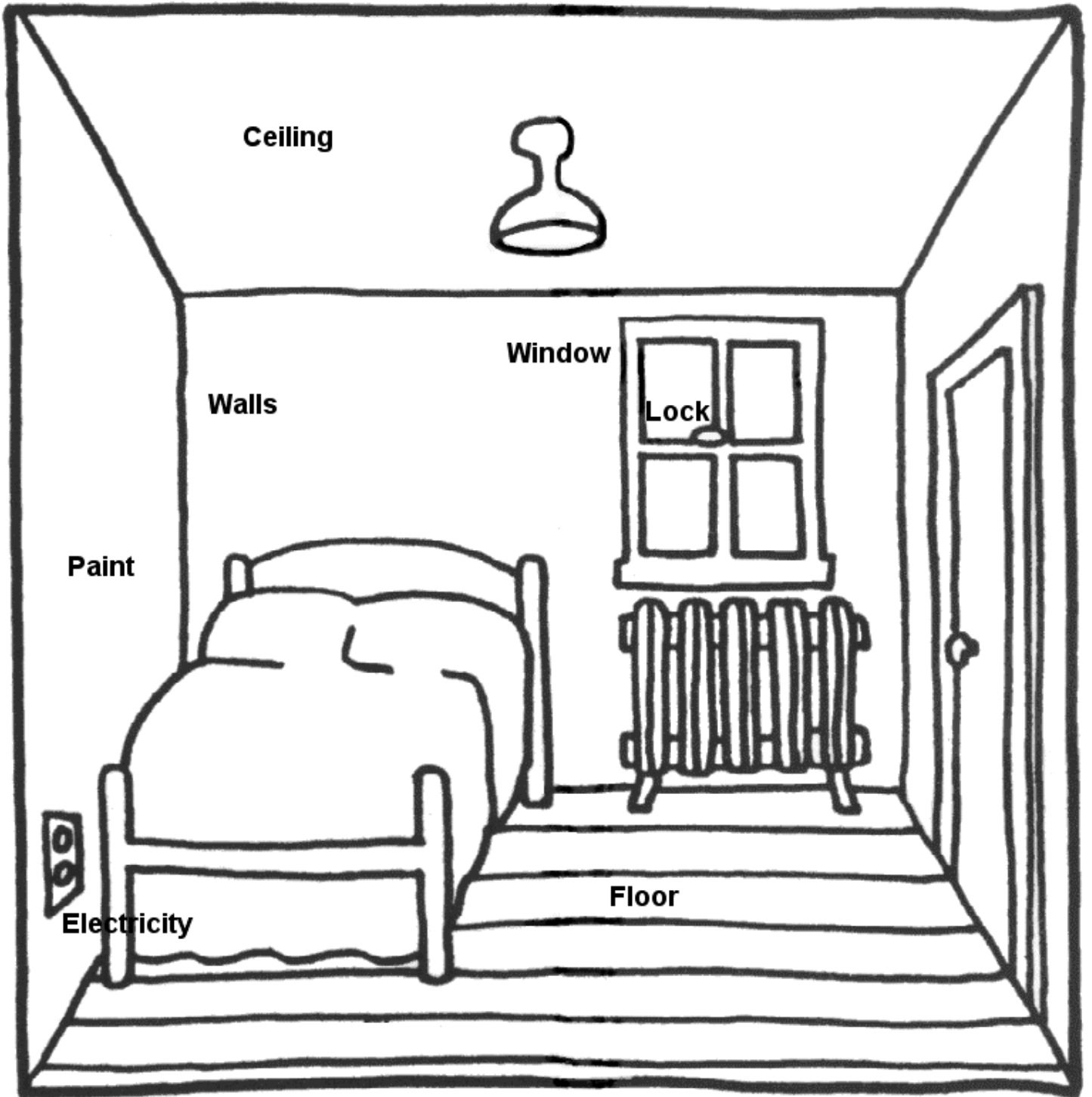
At least one window, which must be openable if it was designed to be opened, in every rooms used for sleeping. Every window must be in good condition.

- Not acceptable are windows with badly cracked, broken or missing panes, and windows that do not shut or, when shut, do not keep out the weather.

**Other rooms that are not lived in may be:** a utility room for washer and dryer, basement or porch. These must be checked for security and electrical hazards and other possible dangers (such as walls or ceilings in danger of falling), since these items are important for the safety of your entire apartment. You should also look for other possible dangers such as large holes in the walls, floors, or ceilings, and unsafe stairways. Make sure to look for these things in all other rooms not lived in.

## **You should also think about:**

- What you would like to do with the other rooms.
  - Can you use them the way you want to?
- The type of locks on windows and doors.
  - Are they safe and secure?
  - Have windows that you might like to open been nailed shut?
- The condition of the windows.
  - Are there small cracks in the panes?
- The amount of weatherization windows.
  - Are there storm windows?
  - Is there weather-stripping? If you pay your own utilities, this may be important.
- The location of electric outlets and light fixtures.
- The condition of the paint and wallpaper
  - Are they worn, faded, or dirty?
- The condition of the floors.
  - Are they scratched and worn?



Ceiling

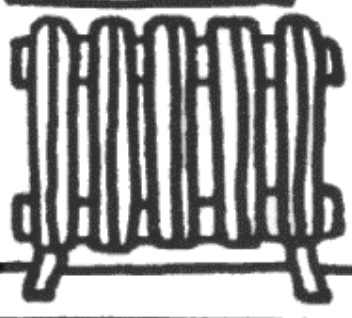
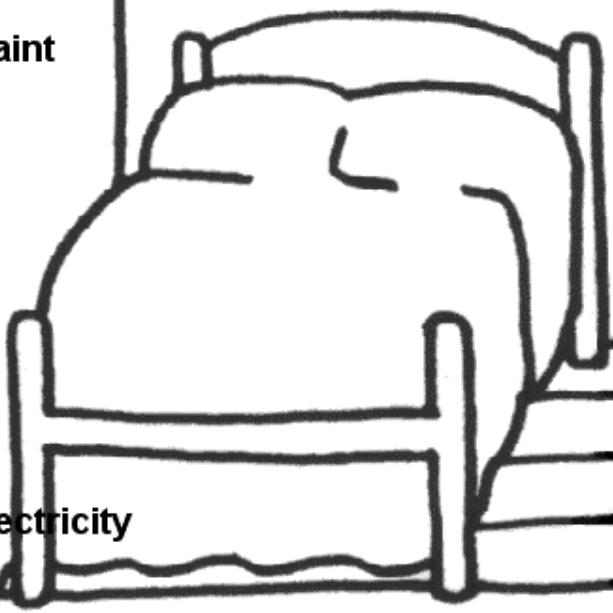


Window

Walls

Lock

Paint



Electricity

Floor

# 5. Building Exterior, Plumbing, and Heating

**The Building must have:**

## **Roof**

A roof in good condition that does not leak, with gutters and downspouts, if present, in good condition and securely attached to the building.

- Evidence of leaks can usually be seen from stains on the ceiling inside the building.

## **Outside Handrails**

Secure handrails on any extended length of stairs (e.g. generally four or more steps) and any porches, balconies, or decks that are 30 inches or more above the ground.

## **Walls**

Exterior walls that are in good condition, with no large holes or cracks that would let a great amount of air get inside.

## **Foundation**

A foundation in good condition that has no serious leaks.

## **Water Supply**

A plumbing system that is served by an approvable public or private water supply system. Ask the manager or owner.

## **Sewage**

A plumbing system that is connected to an approvable public or private sewage disposal system. Ask the manager or owner.

## **Chimneys**

No serious leaning or defects (such as big cracks or many missing bricks) in any chimneys.

## **Paint**

No cracking, peeling, or chipping paint if you have children under the age of seven and the house or apartment was built before 1978.

- This includes exterior walls, stairs, decks, porches, railings, windows, and doors.



**Cooling**

Some windows that open, or some working ventilation or cooling equipment that can provide air circulation during warm months.

**Plumbing**

Pipes that are in good condition, with no leaks and no serious rust that causes the water to be discolored.

**Water Heater**

A water heater located, equipped, and installed in a safe manner. Ask the manager.

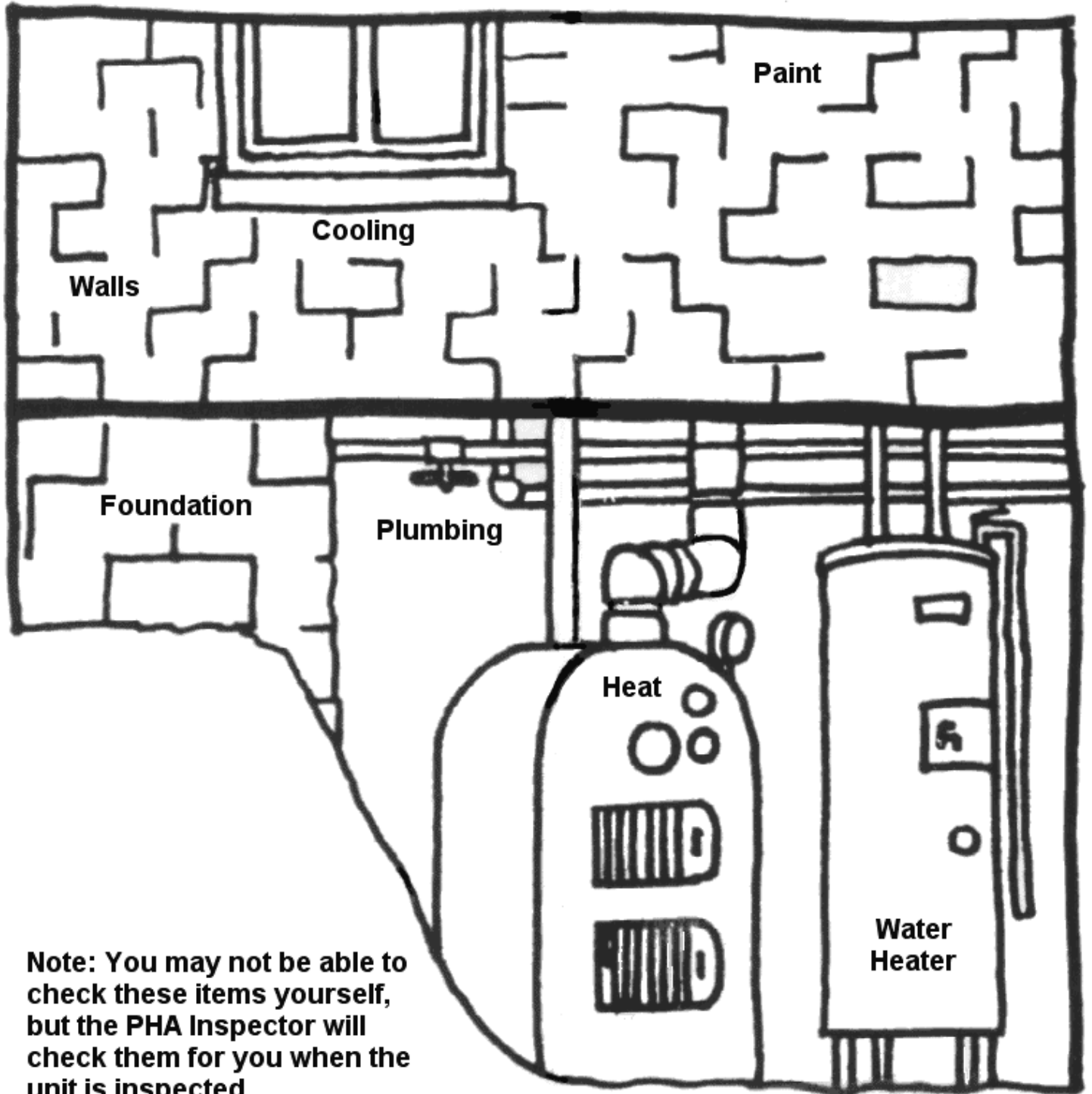
**Heat**

Enough heating equipment so that the unit can be made comfortably warm during cold months.

- Not acceptable are space heaters (or room heaters) that burn oil or gas and are not vented to a chimney. Space heaters that are vented may be acceptable if they can provide enough heat.

**You should also think about:**

- How well maintained the apartment is.
- The type of heating equipment.
  - Will it be able to supply enough heat for you in the winter, to all rooms used for living?
- The amount and type of weatherization and its affect on utility costs.
  - Is there insulation?
  - Are there storm windows?
  - Is there weather-stripping around the windows and doors?
- Air circulation or type of cooling equipment (if any).
  - Will the unit be cool enough for you in the summer?



**Note: You may not be able to check these items yourself, but the PHA Inspector will check them for you when the unit is inspected.**

# 6. Health and Safety

**The Building and Site must have:**

## **Smoke Detectors**

At least one working smoke detector on each level of the unit, including the basement. If any member of your family is hearing-impaired, the smoke detector must have an alarm designed for hearing-impaired persons.

## **Fire Exits**

The building must provide an alternate means of exit in case of fire (such as fire stairs or exit through windows, with the use of a ladder if windows are above the second floor).

## **Elevators**

Make sure the elevators are safe and work properly.

## **Entrance**

An entrance from the outside or from a public hall, so that it is not necessary to go through anyone else's private apartment to get into the unit.

## **Neighborhood**

No dangerous places, spaces, or things in the neighborhood such as:

- Nearby buildings that are falling down
- Unprotected cliffs or quarries
- Fire hazards
- Evidence of flooding

## **Garbage**

No large piles of trash and garbage inside or outside the unit, or in common areas such as hallways. There must be a space to store garbage (until pickup) that is covered tightly so that rats and other animals cannot get into it. Trash should be picked up regularly.

## **Lights**

Lights that work in all common hallways and interior stairs.

## **Stairs and Hallways**

Interior stairs with railings, and common hallways that are safe and in good condition. Minimal cracking, peeling or chipping in these areas.

**Pollution**

No serious air pollution, such as exhaust fumes or sewer gas.

**Rodents and Vermin**

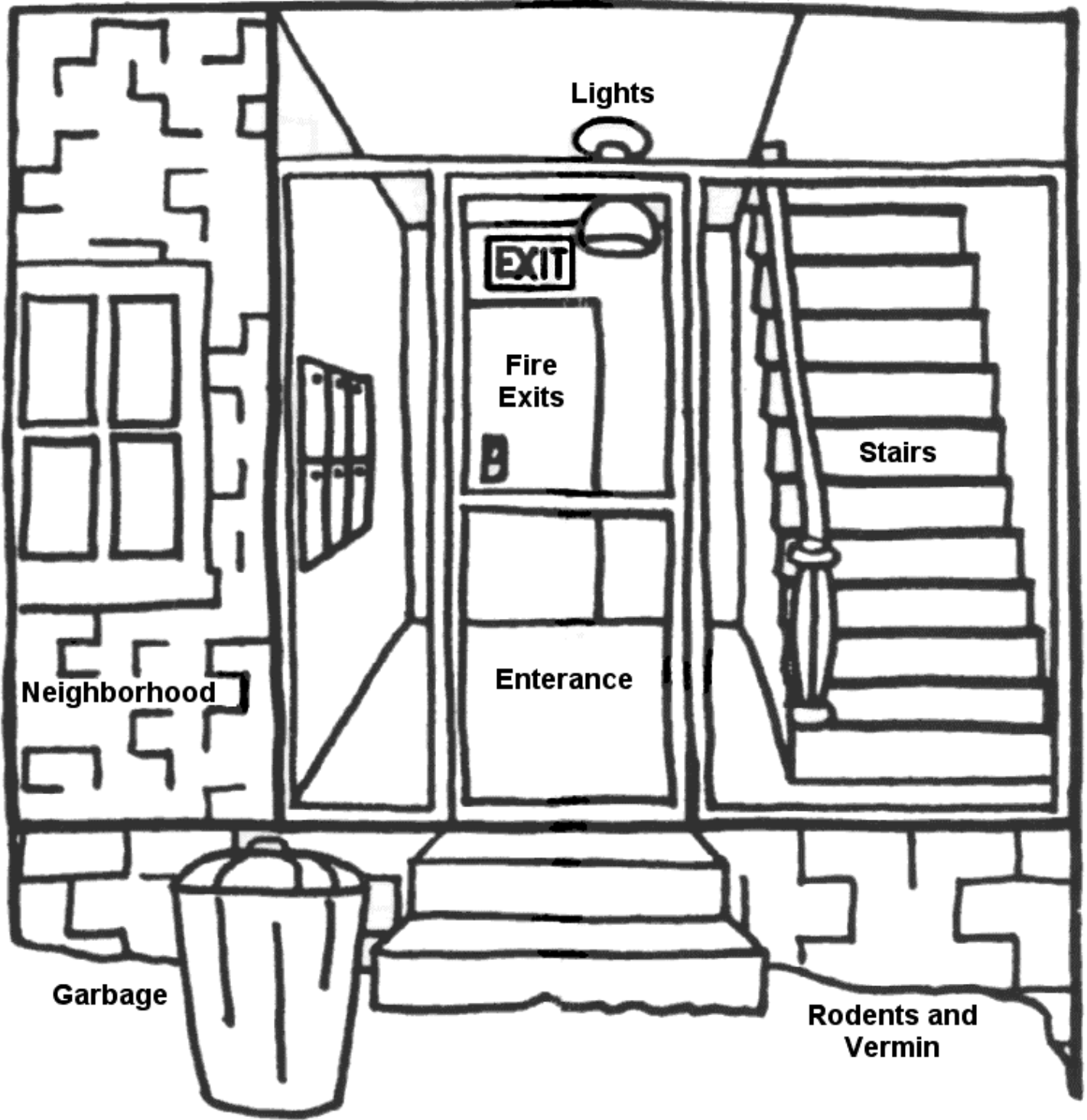
No sign of rats or large numbers of mice or vermin (like roaches).

**For Manufactured Homes: Tie Downs**

Manufactured homes must be placed on the site in a stable manner and be free from hazards such as sliding or wind damage.

**You should also think about:**

- The type of fire exit.  
--Is it suitable for your family?
- How safe the house or apartment is for your family.
- The presence of screens and storm windows.
- Services in the neighborhood.  
--Are there stores nearby?  
--Are there schools nearby?  
--Are there hospitals nearby?  
--Is there transportation nearby?
- Are there job opportunities nearby?
- Will the cost of tenant-paid utilities be affordable and is the unit energy-efficient?
- Be sure to read the lead-based paint brochure given to you by the PHA or owner, especially if the housing or apartment is older (built before 1978).



**Note:** You may not be able to check these items listed here yourself, but the PHA Inspector will check them for you when the unit is inspected.

Now that you have finished this booklet, you know that for a house or apartment to be a good place to live, it must meet two kinds of housing quality standards:

- Things it must have in order to be approved for the Section 8 Rental Certificate Program and the Rental Voucher Program.
- Additional things that you should think about for the special needs of your family.

You know that these standards apply in six areas of a house or apartment.

1. Living Room
2. Kitchen
3. Bathroom
4. Other Rooms
5. Building Exterior, Plumbing and Heating
6. Health and Safety

You know that when a house or apartment meets the housing quality standards, it will be safe, healthy, and comfortable home for your family. It will be a good place to live.

After you find a good place to live, you can begin the *Request for Lease Approval* process. When both you and the owner have signed the *Request for Lease Approval* and the PHA has received it, an official inspection will take place. The PHA will inform both you and the owner of the inspection results.

If the house or apartment passed, a lease can be signed. There may still be some items that you or the PHA would like improved. If so, you and your PHA may be able to bargain for the improvements when you sign the lease. If the owner is not willing to do the work, perhaps you can get him or her to pay for the materials and do it yourself.

If the house or apartment fails, you and/or your PHA may try to convince the owner to make the repairs so it will pass. The likelihood of the owner making the repairs may depend on how serious or costly they are.

If it fails, all repairs must be made, and the house or apartment must be re-inspected before any lease is signed. If the owner cannot or will not repair the house or apartment, even if the repairs are minor, you must look for another home. Make sure you understand why the house or apartment failed, so that you will be more successful in your next search.

### **Responsibilities of the Public Housing Authority:**

- Ensure that all units in the Section 8 Certificate Program and the Housing Voucher Program meet the housing quality standards.
- Inspect unit in response to Request for Lease Approval. Inform potential tenant and owner of results and necessary actions.
- Encourage tenants and owners to maintain units up to standards.
- Make inspection in response to tenant or owner complaint or request. Inform the tenant and owner of the results, necessary actions, and time period for compliance.
- Make annual inspection of the unit to ensure that it still meets the housing quality standards. Inform the tenant and owner of the results, necessary actions, and time period for compliance.

### **Responsibilities of the tenant:**

- Live up to the terms of your lease.
- Do your part to keep the unit safe and sanitary.
- Cooperate with the owner by informing him or her of any necessary repairs.
- Cooperate with the PHA for initial, annual, and complaint inspections.

### **Responsibilities of the owner:**

- Comply with the terms of the lease.
- Generally maintain the unit and keep it up to the housing quality standards outlined in this booklet.
- Cooperate with the tenant by responding promptly to requests for needed repairs.
- Cooperate with the PHA on initial, annual, and complaint inspections, including making necessary repairs.





# Simple Steps To Protect Your Family From Lead Hazards


## If you think your home has high levels of lead:

- ◆ Get your young children tested for lead, even if they seem healthy.
- ◆ Wash children's hands, bottles, pacifiers, and toys often.
- ◆ Make sure children eat healthy, low-fat foods.
- ◆ Get your home checked for lead hazards.
- ◆ Regularly clean floors, window sills, and other surfaces.
- ◆ Wipe soil off shoes before entering house.
- ◆ Talk to your landlord about fixing surfaces with peeling or chipping paint.
- ◆ Take precautions to avoid exposure to lead dust when remodeling or renovating (call 1-800-424-LEAD for guidelines).
- ◆ Don't use a belt-sander, propane torch, high temperature heat gun, scraper, or sandpaper on painted surfaces that may contain lead.
- ◆ Don't try to remove lead-based paint yourself.



**Recycled/Recyclable**

Printed with vegetable oil based inks on recycled paper  
(minimum 50% postconsumer) process chlorine free.



# Protect Your Family From Lead In Your Home



 **EPA** United States  
Environmental  
Protection Agency



United States  
Consumer Product  
Safety Commission



United States  
Department of Housing  
and Urban Development

# Are You Planning To Buy, Rent, or Renovate a Home Built Before 1978?

---

**M**any houses and apartments built before 1978 have paint that contains high levels of lead (called lead-based paint). Lead from paint, chips, and dust can pose serious health hazards if not taken care of properly.



**OWNERS, BUYERS, and RENTERS** are encouraged to check for lead (see page 6) before renting, buying or renovating pre-1978 housing.

**F**ederal law requires that individuals receive certain information before renting, buying, or renovating pre-1978 housing:



**LANDLORDS** have to disclose known information on lead-based paint and lead-based paint hazards before leases take effect. Leases must include a disclosure about lead-based paint.



**SELLERS** have to disclose known information on lead-based paint and lead-based paint hazards before selling a house. Sales contracts must include a disclosure about lead-based paint. Buyers have up to 10 days to check for lead.



**RENOVATORS** disturbing more than 2 square feet of painted surfaces have to give you this pamphlet before starting work.

# IMPORTANT!

## Lead From Paint, Dust, and Soil Can Be Dangerous If Not Managed Properly

- FACT:** Lead exposure can harm young children and babies even before they are born.
- FACT:** Even children who seem healthy can have high levels of lead in their bodies.
- FACT:** People can get lead in their bodies by breathing or swallowing lead dust, or by eating soil or paint chips containing lead.
- FACT:** People have many options for reducing lead hazards. In most cases, lead-based paint that is in good condition is not a hazard.
- FACT:** Removing lead-based paint improperly can increase the danger to your family.

If you think your home might have lead hazards, read this pamphlet to learn some simple steps to protect your family.

# Lead Gets in the Body in Many Ways

---

**Childhood lead poisoning remains a major environmental health problem in the U.S.**

---

**Even children who appear healthy can have dangerous levels of lead in their bodies.**

---

**People can get lead in their body if they:**

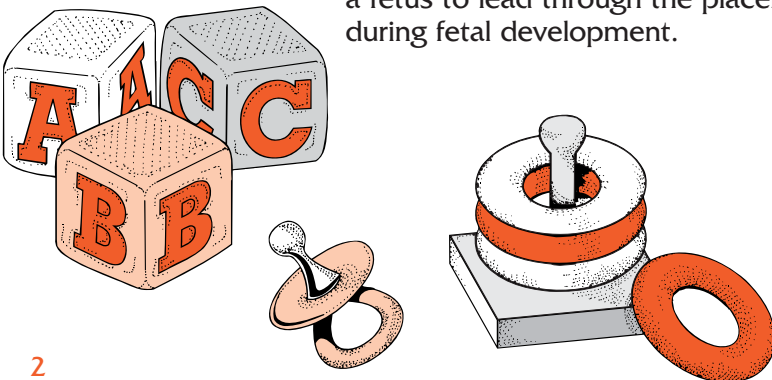
- ◆ Breathe in lead dust (especially during renovations that disturb painted surfaces).
- ◆ Put their hands or other objects covered with lead dust in their mouths.
- ◆ Eat paint chips or soil that contains lead.

**Lead is even more dangerous to children under the age of 6:**

- ◆ At this age children's brains and nervous systems are more sensitive to the damaging effects of lead.
- ◆ Children's growing bodies absorb more lead.
- ◆ Babies and young children often put their hands and other objects in their mouths. These objects can have lead dust on them.

**Lead is also dangerous to women of childbearing age:**

- ◆ Women with a high lead level in their system prior to pregnancy would expose a fetus to lead through the placenta during fetal development.



## Lead's Effects

It is important to know that even exposure to low levels of lead can severely harm children.

### In children, lead can cause:

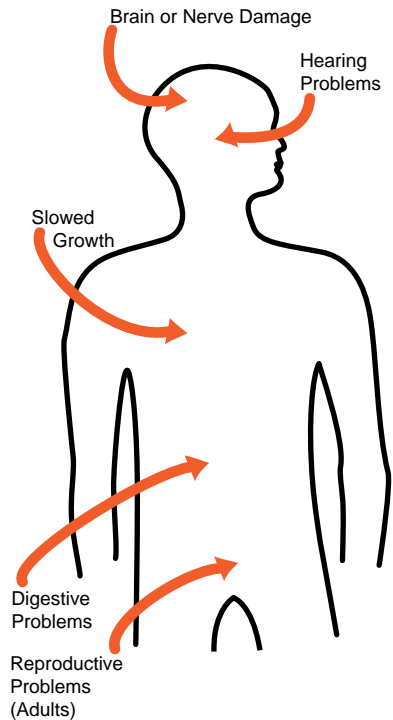
- ◆ Nervous system and kidney damage.
- ◆ Learning disabilities, attention deficit disorder, and decreased intelligence.
- ◆ Speech, language, and behavior problems.
- ◆ Poor muscle coordination.
- ◆ Decreased muscle and bone growth.
- ◆ Hearing damage.

While low-lead exposure is most common, exposure to high levels of lead can have devastating effects on children, including seizures, unconsciousness, and, in some cases, death.

Although children are especially susceptible to lead exposure, lead can be dangerous for adults too.

### In adults, lead can cause:

- ◆ Increased chance of illness during pregnancy.
- ◆ Harm to a fetus, including brain damage or death.
- ◆ Fertility problems (in men and women).
- ◆ High blood pressure.
- ◆ Digestive problems.
- ◆ Nerve disorders.
- ◆ Memory and concentration problems.
- ◆ Muscle and joint pain.



---

**Lead affects  
the body in  
many ways.**

---

## Where Lead-Based Paint Is Found

---

**In general, the older your home, the more likely it has lead-based paint.**

---

**Many homes built before 1978 have lead-based paint.** The federal government banned lead-based paint from housing in 1978. Some states stopped its use even earlier. Lead can be found:

- ◆ In homes in the city, country, or suburbs.
- ◆ In apartments, single-family homes, and both private and public housing.
- ◆ Inside and outside of the house.
- ◆ In soil around a home. (Soil can pick up lead from exterior paint or other sources such as past use of leaded gas in cars.)

## Checking Your Family for Lead

---

**Get your children and home tested if you think your home has high levels of lead.**

---

**To reduce your child's exposure to lead, get your child checked, have your home tested (especially if your home has paint in poor condition and was built before 1978), and fix any hazards you may have.** Children's blood lead levels tend to increase rapidly from 6 to 12 months of age, and tend to peak at 18 to 24 months of age.

Consult your doctor for advice on testing your children. A simple blood test can detect high levels of lead. Blood tests are usually recommended for:

- ◆ Children at ages 1 and 2.
- ◆ Children or other family members who have been exposed to high levels of lead.
- ◆ Children who should be tested under your state or local health screening plan.

Your doctor can explain what the test results mean and if more testing will be needed.

# Identifying Lead Hazards

---

**Lead-based paint** is usually not a hazard if it is in good condition, and it is not on an impact or friction surface, like a window. It is defined by the federal government as paint with lead levels greater than or equal to 1.0 milligram per square centimeter, or more than 0.5% by weight.

**Deteriorating lead-based paint (peeling, chipping, chalking, cracking or damaged)** is a hazard and needs immediate attention. It may also be a hazard when found on surfaces that children can chew or that get a lot of wear-and-tear, such as:

- ◆ Windows and window sills.
- ◆ Doors and door frames.
- ◆ Stairs, railings, banisters, and porches.

**Lead dust** can form when lead-based paint is scraped, sanded, or heated. Dust also forms when painted surfaces bump or rub together. Lead chips and dust can get on surfaces and objects that people touch. Settled lead dust can re-enter the air when people vacuum, sweep, or walk through it. The following two federal standards have been set for lead hazards in dust:

- ◆ 40 micrograms per square foot ( $\mu\text{g}/\text{ft}^2$ ) and higher for floors, including carpeted floors.
- ◆ 250  $\mu\text{g}/\text{ft}^2$  and higher for interior window sills.

**Lead in soil** can be a hazard when children play in bare soil or when people bring soil into the house on their shoes. The following two federal standards have been set for lead hazards in residential soil:

- ◆ 400 parts per million (ppm) and higher in play areas of bare soil.
- ◆ 1,200 ppm (average) and higher in bare soil in the remainder of the yard.

The only way to find out if paint, dust and soil lead hazards exist is to test for them. The next page describes the most common methods used.

---

**Lead from paint chips, which you can see, and lead dust, which you can't always see, can both be serious hazards.**

---



## Checking Your Home for Lead

---

**Just knowing that a home has lead-based paint may not tell you if there is a hazard.**

---



You can get your home tested for lead in several different ways:

- ◆ A paint **inspection** tells you whether your home has lead-based paint and where it is located. It won't tell you whether or not your home currently has lead hazards.
- ◆ A **risk assessment** tells you if your home currently has any lead hazards from lead in paint, dust, or soil. It also tells you what actions to take to address any hazards.
- ◆ A combination risk assessment and inspection tells you if your home has any lead hazards and if your home has any lead-based paint, and where the lead-based paint is located.

Hire a trained and certified testing professional who will use a range of reliable methods when testing your home.

- ◆ Visual inspection of paint condition and location.
- ◆ A portable x-ray fluorescence (XRF) machine.
- ◆ Lab tests of paint, dust, and soil samples.

There are state and federal programs in place to ensure that testing is done safely, reliably, and effectively. Contact your state or local agency (see bottom of page 11) for more information, or call **1-800-424-LEAD (5323)** for a list of contacts in your area.


**Home test kits for lead are available, but may not always be accurate.** Consumers should not rely on these kits before doing renovations or to assure safety.

# What You Can Do Now To Protect Your Family

---

If you suspect that your house has lead hazards, you can take some immediate steps to reduce your family's risk:

- ◆ If you rent, notify your landlord of peeling or chipping paint.
- ◆ Clean up paint chips immediately.
- ◆ Clean floors, window frames, window sills, and other surfaces weekly. Use a mop or sponge with warm water and a general all-purpose cleaner or a cleaner made specifically for lead. REMEMBER: NEVER MIX AMMONIA AND BLEACH PRODUCTS TOGETHER SINCE THEY CAN FORM A DANGEROUS GAS.
- ◆ Thoroughly rinse sponges and mop heads after cleaning dirty or dusty areas.
- ◆ Wash children's hands often, especially before they eat and before nap time and bed time.
- ◆ Keep play areas clean. Wash bottles, pacifiers, toys, and stuffed animals regularly.
- ◆ Keep children from chewing window sills or other painted surfaces.
- ◆ Clean or remove shoes before entering your home to avoid tracking in lead from soil.
- ◆ Make sure children eat nutritious, low-fat meals high in iron and calcium, such as spinach and dairy products. Children with good diets absorb less lead.



# Reducing Lead Hazards In The Home

---

**Removing lead improperly can increase the hazard to your family by spreading even more lead dust around the house.**

**Always use a professional who is trained to remove lead hazards safely.**



In addition to day-to-day cleaning and good nutrition:

- ◆ You can **temporarily** reduce lead hazards by taking actions such as repairing damaged painted surfaces and planting grass to cover soil with high lead levels. These actions (called “interim controls”) are not permanent solutions and will need ongoing attention.
- ◆ To **permanently** remove lead hazards, you should hire a certified lead “abatement” contractor. Abatement (or permanent hazard elimination) methods include removing, sealing, or enclosing lead-based paint with special materials. Just painting over the hazard with regular paint is not permanent removal.

Always hire a person with special training for correcting lead problems—someone who knows how to do this work safely and has the proper equipment to clean up thoroughly. Certified contractors will employ qualified workers and follow strict safety rules as set by their state or by the federal government.

Once the work is completed, dust cleanup activities must be repeated until testing indicates that lead dust levels are below the following:

- ◆ 40 micrograms per square foot ( $\mu\text{g}/\text{ft}^2$ ) for floors, including carpeted floors;
- ◆ 250  $\mu\text{g}/\text{ft}^2$  for interior windows sills; and
- ◆ 400  $\mu\text{g}/\text{ft}^2$  for window troughs.

Call your state or local agency (see bottom of page 11) for help in locating certified professionals in your area and to see if financial assistance is available.

# Remodeling or Renovating a Home With Lead-Based Paint

---

Take precautions before your contractor or you begin remodeling or renovating anything that disturbs painted surfaces (such as scraping off paint or tearing out walls):

- ◆ **Have the area tested for lead-based paint.**
- ◆ **Do not use a belt-sander, propane torch, high temperature heat gun, dry scraper, or dry sandpaper** to remove lead-based paint. These actions create large amounts of lead dust and fumes. Lead dust can remain in your home long after the work is done.
- ◆ **Temporarily move your family** (especially children and pregnant women) out of the apartment or house until the work is done and the area is properly cleaned. If you can't move your family, at least completely seal off the work area.
- ◆ **Follow other safety measures to reduce lead hazards.** You can find out about other safety measures by calling 1-800-424-LEAD. Ask for the brochure "Reducing Lead Hazards When Remodeling Your Home." This brochure explains what to do before, during, and after renovations.


If you have already completed renovations or remodeling that could have released lead-based paint or dust, get your young children tested and follow the steps outlined on page 7 of this brochure.



---

**If not conducted properly, certain types of renovations can release lead from paint and dust into the air.**

---



## Other Sources of Lead


---



---

**While paint, dust, and soil are the most common sources of lead, other lead sources also exist.**

---



- ◆ **Drinking water.** Your home might have plumbing with lead or lead solder. Call your local health department or water supplier to find out about testing your water. You cannot see, smell, or taste lead, and boiling your water will not get rid of lead. If you think your plumbing might have lead in it:
  - Use only cold water for drinking and cooking.
  - Run water for 15 to 30 seconds before drinking it, especially if you have not used your water for a few hours.
- ◆ **The job.** If you work with lead, you could bring it home on your hands or clothes. Shower and change clothes before coming home. Launder your work clothes separately from the rest of your family's clothes.
- ◆ Old painted **toys** and **furniture**.
- ◆ Food and liquids stored in **lead crystal** or **lead-glazed pottery or porcelain**.
- ◆ **Lead smelters** or other industries that release lead into the air.
- ◆ **Hobbies** that use lead, such as making pottery or stained glass, or refinishing furniture.
- ◆ **Folk remedies** that contain lead, such as “greta” and “azarcon” used to treat an upset stomach.

## For More Information

---

### The National Lead Information Center

Call **1-800-424-LEAD (424-5323)** to learn how to protect children from lead poisoning and for other information on lead hazards. To access lead information via the web, visit **[www.epa.gov/lead](http://www.epa.gov/lead)** and **[www.hud.gov/offices/lead/](http://www.hud.gov/offices/lead/)**.




### EPA's Safe Drinking Water Hotline

Call **1-800-426-4791** for information about lead in drinking water.

### Consumer Product Safety Commission (CPSC) Hotline

To request information on lead in consumer products, or to report an unsafe consumer product or a product-related injury call **1-800-638-2772**, or visit CPSC's Web site at: **[www.cpsc.gov](http://www.cpsc.gov)**.



### Health and Environmental Agencies

Some cities, states, and tribes have their own rules for lead-based paint activities. Check with your local agency to see which laws apply to you. Most agencies can also provide information on finding a lead abatement firm in your area, and on possible sources of financial aid for reducing lead hazards. Receive up-to-date address and phone information for your local contacts on the Internet at **[www.epa.gov/lead](http://www.epa.gov/lead)** or contact the National Lead Information Center at **1-800-424-LEAD**.

For the hearing impaired, call the Federal Information Relay Service at **1-800-877-8339** to access any of the phone numbers in this brochure.

# EPA Regional Offices

---

Your Regional EPA Office can provide further information regarding regulations and lead protection programs.

## EPA Regional Offices

**Region 1** (Connecticut, Massachusetts, Maine, New Hampshire, Rhode Island, Vermont)

Regional Lead Contact  
U.S. EPA Region 1  
Suite 1100 (CPT)  
One Congress Street  
Boston, MA 02114-2023  
1 (888) 372-7341

**Region 2** (New Jersey, New York, Puerto Rico, Virgin Islands)

Regional Lead Contact  
U.S. EPA Region 2  
2890 Woodbridge Avenue  
Building 209, Mail Stop 225  
Edison, NJ 08837-3679  
(732) 321-6671

**Region 3** (Delaware, Maryland, Pennsylvania, Virginia, Washington DC, West Virginia)

Regional Lead Contact  
U.S. EPA Region 3 (3WC33)  
1650 Arch Street  
Philadelphia, PA 19103  
(215) 814-5000

**Region 4** (Alabama, Florida, Georgia, Kentucky, Mississippi, North Carolina, South Carolina, Tennessee)

Regional Lead Contact  
U.S. EPA Region 4  
61 Forsyth Street, SW  
Atlanta, GA 30303  
(404) 562-8998

**Region 5** (Illinois, Indiana, Michigan, Minnesota, Ohio, Wisconsin)

Regional Lead Contact  
U.S. EPA Region 5 (DT-8J)  
77 West Jackson Boulevard  
Chicago, IL 60604-3666  
(312) 886-6003

**Region 6** (Arkansas, Louisiana, New Mexico, Oklahoma, Texas)

Regional Lead Contact  
U.S. EPA Region 6  
1445 Ross Avenue, 12th Floor  
Dallas, TX 75202-2733  
(214) 665-7577

**Region 7** (Iowa, Kansas, Missouri, Nebraska)

Regional Lead Contact  
U.S. EPA Region 7  
(ARTD-RALI)  
901 N. 5th Street  
Kansas City, KS 66101  
(913) 551-7020

**Region 8** (Colorado, Montana, North Dakota, South Dakota, Utah, Wyoming)

Regional Lead Contact  
U.S. EPA Region 8  
999 18th Street, Suite 500  
Denver, CO 80202-2466  
(303) 312-6021

**Region 9** (Arizona, California, Hawaii, Nevada)

Regional Lead Contact  
U.S. Region 9  
75 Hawthorne Street  
San Francisco, CA 94105  
(415) 947-4164

**Region 10** (Alaska, Idaho, Oregon, Washington)

Regional Lead Contact  
U.S. EPA Region 10  
Toxics Section WCM-128  
1200 Sixth Avenue  
Seattle, WA 98101-1128  
(206) 553-1985

## CPSC Regional Offices

---

Your Regional CPSC Office can provide further information regarding regulations and consumer product safety.

### **Eastern Regional Center**

Consumer Product Safety Commission  
201 Varick Street, Room 903  
New York, NY 10014  
(212) 620-4120

### **Western Regional Center**

Consumer Product Safety Commission  
1301 Clay Street, Suite 610-N  
Oakland, CA 94612  
(510) 637-4050

### **Central Regional Center**

Consumer Product Safety Commission  
230 South Dearborn Street, Room 2944  
Chicago, IL 60604  
(312) 353-8260

## HUD Lead Office

---

Please contact HUD's Office of Healthy Homes and Lead Hazard Control for information on lead regulations, outreach efforts, and lead hazard control and research grant programs.

### **U.S. Department of Housing and Urban Development**

Office of Healthy Homes and Lead Hazard Control  
451 Seventh Street, SW, P-3206  
Washington, DC 20410  
(202) 755-1785

---

This document is in the public domain. It may be reproduced by an individual or organization without permission. Information provided in this booklet is based upon current scientific and technical understanding of the issues presented and is reflective of the jurisdictional boundaries established by the statutes governing the co-authoring agencies. Following the advice given will not necessarily provide complete protection in all situations or against all health hazards that can be caused by lead exposure.

---

U.S. EPA Washington DC 20460  
U.S. CPSC Washington DC 20207  
U.S. HUD Washington DC 20410

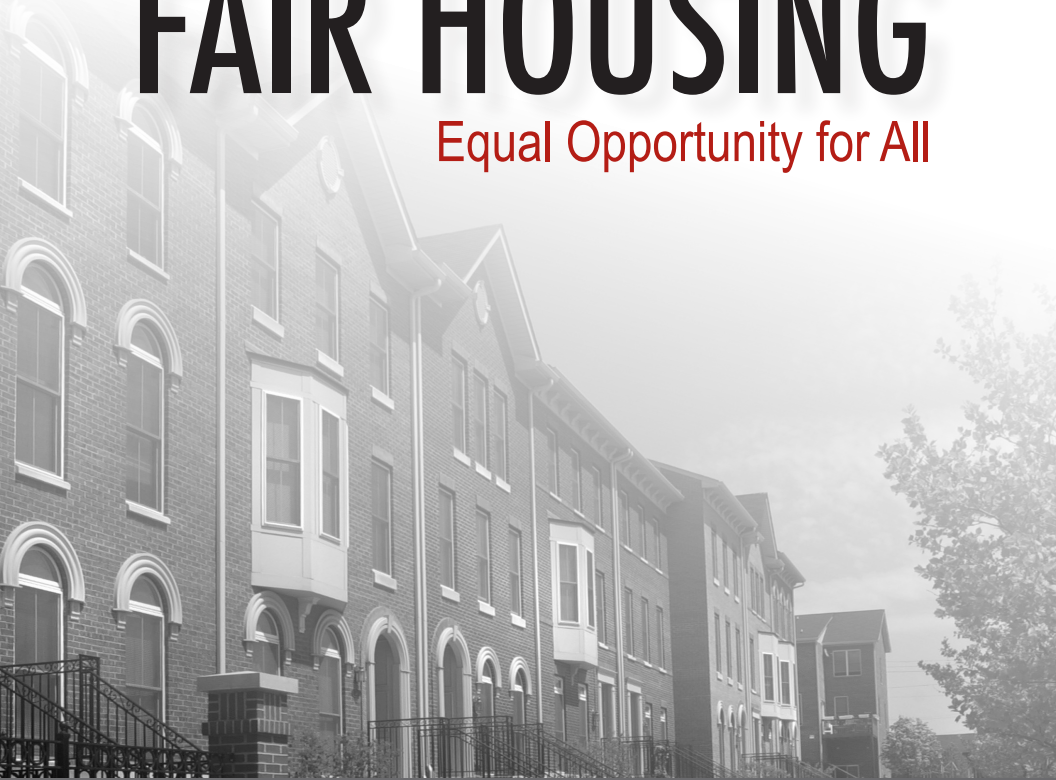
EPA747-K-99-001  
June 2003





# FAIR HOUSING

Equal Opportunity for All



**U.S. Department of Housing and Urban Development**  
Office of Fair Housing and Equal Opportunity



Please visit our website: [www.hud.gov/fairhousing](http://www.hud.gov/fairhousing)





## **FAIR HOUSING – EQUAL OPPORTUNITY FOR ALL**

America, in every way, represents equality of opportunity for all persons. The rich diversity of its citizens and the spirit of unity that binds us all symbolize the principles of freedom and justice upon which this nation was founded. That is why it is extremely disturbing when new immigrants, minorities, families with children, and persons with disabilities are denied the housing of their choice because of illegal discrimination.

The Department of Housing and Urban Development (HUD) enforces the Fair Housing Act, which prohibits discrimination and the intimidation of people in their homes, apartment buildings, and condominium developments – in nearly all housing transactions, including the rental and sale of housing and the provision of mortgage loans.

Equal access to rental housing and homeownership opportunities is the cornerstone of this nation’s federal housing policy. Housing providers who refuse to rent or sell homes to people based on race, color, national origin, religion, sex, familial status, or disability are violating federal law, and HUD will vigorously pursue enforcement actions against them.

Housing discrimination is not only illegal, it contradicts in every way the principles of freedom and opportunity we treasure as Americans. HUD is committed to ensuring that everyone is treated equally when searching for a place to call home.

### **CONTENTS**

The Fair Housing Act .....	1
What Housing Is Covered? .....	1
What Is Prohibited? .....	1
Additional Protection If You Have A Disability .....	3
Housing Protection For Families With Children .....	5
If You Think Your Rights Have Been Violated .....	6
What Happens When You File A Complaint? .....	10
What Happens If I’m Going To Lose My Housing Through Eviction or Sale? .....	11
What Happens After A Complaint Investigation? .....	12
In Addition .....	14



**FAIR HOUSING** Equal Opportunity for All

## **THE FAIR HOUSING ACT**

The Fair Housing Act prohibits discrimination in housing because of:

- Race or color
- National Origin
- Religion
- Sex
- Familial status (including children under the age of 18 living with parents or legal custodians; pregnant women and people securing custody of children under 18)
- Disability

## **WHAT HOUSING IS COVERED?**

The Fair Housing Act covers most housing. In some circumstances, the Act exempts owner-occupied buildings with no more than four units, single-family housing sold or rented without the use of a broker and housing operated by organizations and private clubs that limit occupancy to members.

## **WHAT IS PROHIBITED?**

**In the Sale and Rental of Housing:** No one may take any of the following actions based on race, color, religion, sex, disability, familial status, or national origin:

- Refuse to rent or sell housing
- Refuse to negotiate for housing
- Make housing unavailable
- Otherwise deny a dwelling
- Set different terms, conditions or privileges for sale or rental of a dwelling
- Provide different housing services or facilities
- Falsely deny that housing is available for inspection, sale or rental

- For profit, persuade, or try to persuade homeowners to sell or rent dwellings by suggesting that people of a particular race, etc. have moved, or are about to move into the neighborhood (blockbusting) or
- Deny any person access to, membership or participation in, any organization, facility or service (such as a multiple listing service) related to the sale or rental of dwellings, or discriminate against any person in the terms or conditions of such access, membership or participation.

**In Mortgage Lending:** No one may take any of the following actions based on race, color, religion, sex, disability, familial status, or national origin:

- Refuse to make a mortgage loan
- Refuse to provide information regarding loans
- Impose different terms or conditions on a loan, such as different interest rates, points, or fees
- Discriminate in appraising property
- Refuse to purchase a loan or
- Set different terms or conditions for purchasing a loan.
- In addition, it is a violation of the Fair Housing Act to:
- Threaten, coerce, intimidate or interfere with anyone exercising a fair housing right or assisting others who exercise the right
- Make, print, or publish any statement, in connection with the sale or rental of a dwelling, which indicates a preference, limitation, or discrimination based on race, color, religion, sex, disability, familial status, or national origin. This prohibition against discriminatory advertising applies to single-family and owner-occupied housing that is otherwise exempt from the Fair Housing Act
- Refuse to provide homeowners insurance coverage for a dwelling because of the race, color, religion, sex, disability, familial status, or national origin of the owner and/or occupants of a dwelling
- Discriminate in the terms or conditions of homeowners insurance coverage because of the race, color, religion, sex, disability, familial status, or national origin of the owner and/or occupants of a dwelling

- Refuse to provide available information on the full range of homeowners insurance coverage options available because of the race, etc. of the owner and/or occupants of a dwelling
- Make print or publish any statement, in connection with the provision of homeowners insurance coverage, that indicates a preference, limitation or discrimination based on race, color, religion, sex, disability, familial status or national origin.

### **ADDITIONAL PROTECTION IF YOU HAVE A DISABILITY**

If you or someone associated with you:

- Have a physical or mental disability (including hearing, mobility and visual impairments, cancer, chronic mental illness, HIV/AIDS, or mental retardation) that substantially limits one or more major life activities
- Have a record of such a disability or
- Are regarded as having such a disability, a housing provider may not:
  - Refuse to let you make reasonable modifications to your dwelling or common use areas, at your expense, if it may be necessary for you to fully use the housing. (Where reasonable, a landlord may permit changes only if you agree to restore the property to its original condition when you move.)
  - Refuse to make reasonable accommodations in rules, policies, practices or services if it may be necessary for you to use the housing on an equal basis with nondisabled persons.

**Example:** A building with a “no pets” policy must allow a visually impaired tenant to keep a guide dog.

**Example:** An apartment complex that offers tenants ample, unassigned parking must honor a request from a mobility-impaired tenant for a reserved space near her apartment if it may be necessary to assure that she can have access to her apartment.

However, the Fair Housing Act does not protect a person who is a direct threat to the health or safety of others or who currently uses illegal drugs.

**Accessibility Requirements for New Multifamily Buildings:** In buildings with four or more units that were first occupied after March 13, 1991, and that have an elevator:

- Public and common use areas must be accessible to persons with disabilities
- All doors and hallways must be wide enough for wheelchairs
- All units must have:
  - An accessible route into and through the unit
  - Accessible light switches, electrical outlets, thermostats and other environmental controls
  - Reinforced bathroom walls to allow later installation of grab bars and
  - Kitchens and bathrooms that can be used by people in wheelchairs.

If a building with four or more units has no elevator and was first occupied after March 13, 1991, these standards apply to ground floor units only.

These accessibility requirements for new multifamily buildings do not replace more stringent accessibility standards required under State or local law.



The Fair Housing Act makes it unlawful to discriminate against a person whose household includes one or more children who are under 18 years of age (familial status). Familial status protection covers households in which one or more minor children live with:

- A parent;
- A person who has legal custody (including guardianship) of a minor child or children; or
- The designee of a parent or legal custodian, with the written permission of the parent or legal custodian.

Familial status protection also extends to pregnant women and any person in the process of securing legal custody of a minor child (including adoptive or foster parents).

**The “Housing for Older Persons” Exemption:** The Fair Housing Act specifically exempts some senior housing facilities and communities from liability for familial status discrimination. Exempt senior housing facilities or communities can lawfully refuse to sell or rent dwellings to families with minor children. In order to qualify for the “housing for older persons” exemption, a facility or community must prove that its housing is:

- Provided under any State or Federal program that HUD has determined to be specifically designed and operated to assist elderly persons (as defined in the State or Federal program); or
- Intended for, and solely occupied by persons 62 years of age or older; or
- Intended and operated for occupancy by persons 55 years of age or older.

**In order to qualify for the “55 or older” housing exemption,** a facility or community must satisfy each of the following requirements:

- at least 80 percent of the units must have at least one occupant who is 55 years of age or older; and

- the facility or community must publish and adhere to policies and procedures that demonstrate the intent to operate as “55 or older” housing; and
- the facility or community must comply with HUD’s regulatory requirements for age verification of residents.

The “housing for older persons” exemption does not protect senior housing facilities or communities from liability for housing discrimination based on race, color, religion, sex, disability, or national origin.

HUD is ready to help with any problem of housing discrimination. If you think your rights have been violated, you may file a complaint online, write a letter or telephone the HUD office nearest you. You have one year after the alleged discrimination occurred or ended to file a complaint with HUD, but you should file it as soon as possible.

## **IF YOU THINK YOUR RIGHTS HAVE BEEN VIOLATED**

### **What to Tell HUD:**

- Your name and address
- The name and address of the person your complaint is against (the respondent)
- The address or other identification of the housing involved
- A short description of the alleged violation (the event that caused you to believe your rights were violated)
- The date(s) of the alleged violation.

**Where to Write or Call:** File a complaint online, send a letter to the HUD office nearest you, or if you wish, you may call that office directly. Persons who are deaf or hard of hearing and use a TTY, may call those offices through the toll-free Federal Information Relay Service at 1-800-877-8339.

*For Connecticut, Maine, Massachusetts, New Hampshire, Rhode Island and Vermont:*

**BOSTON REGIONAL OFFICE**

(Complaints\_office\_01@hud.gov)  
U.S. Department of Housing and Urban Development  
Thomas P. O'Neill Jr. Federal Building  
10 Causeway Street, Room 321  
Boston, MA 02222-1092  
Telephone (617) 994-8300 or 1-800-827-5005  
Fax (617) 565-7313 \* TTY (617) 565-5453

*For New Jersey, New York, Puerto Rico and the U.S. Virgin Islands:*

**NEW YORK REGIONAL OFFICE**

(Complaints\_office\_02@hud.gov)  
U.S. Department of Housing and Urban Development  
26 Federal Plaza, Room 3532  
New York, NY 10278-0068  
Telephone (212) 542-7519 or 1-800-496-4294  
Fax (212) 264-9829 \* TTY (212) 264-0927

*For Delaware, District of Columbia, Maryland, Pennsylvania, Virginia and West Virginia:*

**PHILADELPHIA REGIONAL OFFICE**

(Complaints\_office\_03@hud.gov)  
U.S. Department of Housing and Urban Development  
The Wanamaker Building  
100 Penn Square East  
Philadelphia, PA 19107-9344  
Telephone (215) 861-7646 or 1-888-799-2085  
Fax (215) 656-3449 \* TTY (215) 656-3450

*For Alabama, Florida, Georgia, Kentucky, Mississippi, North Carolina, South Carolina, and Tennessee:*

**ATLANTA REGIONAL OFFICE**

(Complaints\_office\_04@hud.gov)

U.S. Department of Housing and Urban Development

Five Points Plaza

40 Marietta Street, 16th Floor

Atlanta, GA 30303-2808

Telephone (404) 331-5140 or 1-800-440-8091 x2493

Fax (404) 331-1021 \* TTY (404) 730-2654

*For Illinois, Indiana, Michigan, Minnesota, Ohio and Wisconsin:*

**CHICAGO REGIONAL OFFICE**

(Complaints\_office\_05@hud.gov)

U.S. Department of Housing and Urban Development

Ralph H. Metcalfe Federal Building

77 West Jackson Boulevard, Room 2101

Chicago, IL 60604-3507

Telephone 1-800-765-9372

Fax (312) 886-2837 \* TTY (312) 353-7143

*For Arkansas, Louisiana, New Mexico, Oklahoma and Texas:*

**FORT WORTH REGIONAL OFFICE**

(Complaints\_office\_06@hud.gov)

U.S. Department of Housing and Urban Development

801 Cherry Street

Suite 2500, Unit #45

Fort Worth, TX 76102-6803

Telephone (817) 978-5900 or 1-888-560-8913

Fax (817) 978-5876/5851 \* TTY (817) 978-5595

*For Iowa, Kansas, Missouri and Nebraska:*

**KANSAS CITY REGIONAL OFFICE**

*(Complaints\_office\_07@hud.gov)*  
U.S. Department of Housing and Urban Development  
Gateway Tower II  
400 State Avenue, Room 200, 4th Floor  
Kansas City, KS 66101-2406  
Telephone (913) 551-6958 or 1-800-743-5323  
Fax (913) 551-6856 \* TTY (913) 551-6972

*For Colorado, Montana, North Dakota, South Dakota, Utah and Wyoming:*

**DENVER REGIONAL OFFICE**

*(Complaints\_office\_08@hud.gov)*  
U.S. Department of Housing and Urban Development  
1670 Broadway  
Denver, CO 80202-4801  
Telephone (303) 672-5437 or 1-800-877-7353  
Fax (303) 672-5026 \* TTY (303) 672-5248

*For Arizona, California, Hawaii and Nevada:*

**SAN FRANCISCO REGIONAL OFFICE**

*(Complaints\_office\_09@hud.gov)*  
U.S. Department of Housing and Urban Development  
600 Harrison Street, Third Floor  
San Francisco, CA 94107-1387  
Telephone 1-800-347-3739  
Fax (415) 489-6558 \* TTY (415) 489-6564

*For Alaska, Idaho, Oregon and Washington:*

**SEATTLE REGIONAL OFFICE**

*(Complaints\_office\_10@hud.gov)*  
U.S. Department of Housing and Urban Development  
Seattle Federal Office Building  
909 First Avenue, Room 205  
Seattle, WA 98104-1000  
Telephone (206) 220-5170 or 1-800-877-0246  
Fax (206) 220-5447 \* TTY (206) 220-5185

If after contacting the local office nearest you, you still have questions – you may contact HUD further at:

U.S. Department of Housing and Urban Development  
Office of Fair Housing and Equal Opportunity  
451 7th Street, S.W., Room 5204  
Washington, DC 20410-2000  
Telephone 1-800-669-9777  
Fax (202) 708-1425 \* TTY 1-800-927-9275  
[www.hud.gov/fairhousing](http://www.hud.gov/fairhousing)

**If You Are Disabled:** HUD also provides:

- A TTY phone for the deaf/hard of hearing users (see above list for the nearest HUD office)
- Interpreters, Tapes and Braille materials
- Assistance in reading and completing forms

### **WHAT HAPPENS WHEN YOU FILE A COMPLAINT?**

HUD will notify you in writing when your complaint is accepted for filing under the Fair Housing Act. HUD also will:

- Notify the alleged violator (respondent) of the filing of your complaint, and allow the respondent time to submit a written answer to the complaint.
- Investigate your complaint, and determine whether or not there is reasonable cause to believe that the respondent violated the Fair Housing Act.
- Notify you and the respondent if HUD cannot complete its investigation within 100 days of filing your complaint, and provide reason for the delay.

**Fair Housing Act Conciliation:** During the complaint investigation, HUD is required to offer you and the respondent the opportunity to voluntarily resolve your complaint with a Conciliation Agreement.

A Conciliation Agreement provides individual relief to you, and protects the public interest by deterring future discrimination by the respondent. Once you and the respondent sign a Conciliation Agreement, and HUD approves the Agreement, HUD will cease investigating your complaint. If you believe that the respondent has violated breached your Conciliation Agreement, you should promptly notify the HUD Office that investigated your complaint. If HUD determines that there is reasonable cause to believe that the respondent violated the Agreement, HUD will ask the U.S. Department of Justice to file suit against the respondent in Federal District Court to enforce the terms of the Agreement.

**Complaint Referrals to State or Local Public Fair Housing Agencies:**

If HUD has certified that your State or local public fair housing agency enforces a civil rights law or ordinance that provides rights, remedies and protections that are “substantially equivalent” to the Fair Housing Act, HUD must promptly refer your complaint to that agency for investigation, and must promptly notify you of the referral. The State or local agency will investigate your complaint under the “substantially equivalent” State or local civil rights law or ordinance. The State or local public fair housing agency must start investigating your complaint within 30 days of HUD’s referral, or HUD may retrieve (“reactivate”) the complaint for investigation under the Fair Housing Act.

**WHAT HAPPENS IF I’M GOING TO LOSE MY HOUSING THROUGH EVICTION OR SALE?**

If you need immediate help to stop or prevent a severe problem caused by a Fair Housing Act violation, HUD may be able to assist you as soon as you file a complaint. HUD may authorize the U.S. Department of Justice to file a Motion in Federal District Court for a Temporary Restraining Order (TRO) against the respondent, followed by a Preliminary Injunction pending the outcome of HUD’s investigation. A Federal Judge may grant a TRO or a Preliminary Injunction against a respondent in cases where:

- Irreparable (irreversible) harm or injury to housing rights is likely to occur without HUD's intervention; and
- There is substantial evidence that the respondent has violated the Fair Housing Act.

**Example:** An owner agrees to sell a house, but, after discovering that the buyers are black, pulls the house off the market, then promptly lists it for sale again. The buyers file a discrimination complaint with HUD. HUD may authorize the U.S. Department of Justice to seek an injunction in Federal District Court to prevent the owner from selling the house to anyone else until HUD investigates the complaint.

## **WHAT HAPPENS AFTER A COMPLAINT INVESTIGATION?**

**Determination of Reasonable Cause, Charge of Discrimination, and Election:** When your complaint investigation is complete, HUD will prepare a Final Investigative Report summarizing the evidence gathered during the investigation. If HUD determines that there is reasonable cause to believe that the respondent(s) discriminated against you, HUD will issue a Determination of Reasonable Cause and a Charge of Discrimination against the respondent(s). You and the respondent(s) have twenty (20) days after receiving notice of the Charge to decide whether to have your case heard by a HUD Administrative Law Judge (ALJ) or to have a civil trial in Federal District Court.

**HUD Administrative Law Judge Hearing:** If neither you nor the respondent elects to have a Federal civil trial before the 20-day Election Period expires, HUD will promptly schedule a Hearing for your case before a HUD ALJ. The ALJ Hearing will be conducted in the locality where the discrimination allegedly occurred. During the ALJ Hearing, you and the respondent(s) have the right to appear in person, to be represented by legal counsel, to present evidence, to cross-examine witnesses and to request subpoenas in aid of discovery of evidence. HUD attorneys will represent you during the ALJ Hearing at no cost to you; however, you may also



choose to intervene in the case and retain your own attorney. At the conclusion of the Hearing, the HUD ALJ will issue a Decision based on findings of fact and conclusions of law. If the HUD ALJ concludes that the respondent(s) violated the Fair Housing Act, the respondent(s) can be ordered to:

- Compensate you for actual damages, including out-of-pocket expenses and emotional distress damages
- Provide permanent injunctive relief.
- Provide appropriate equitable relief (for example, make the housing available to you).
- Pay your reasonable attorney's fees.
- Pay a civil penalty to HUD to vindicate the public interest. The maximum civil penalties are: \$16,000, for a first violation of the Act; \$37,500 if a previous violation has occurred within the preceding five-year period; and \$65,000 if two or more previous violations have occurred within the preceding seven-year period.

**Civil Trial in Federal District Court:** If either you or the respondent elects to have a Federal civil trial for your complaint, HUD must refer your case to the U.S. Department of Justice for enforcement. The U.S. Department of Justice will file a civil lawsuit on your behalf in the U.S. District Court in the district in which the discrimination allegedly occurred. You also may choose to intervene in the case and retain your own attorney. Either you or the respondent may request a jury trial, and you each have the right to appear in person, to be represented by legal counsel, to present evidence, to cross-examine witnesses, and to request subpoenas in aid of discovery of evidence. If the Federal Court decides in your favor, a Judge or jury may order the respondent(s) to:

- Compensate you for actual damages, including out-of-pocket expenses and emotional distress damages
- Provide permanent injunctive relief.
- Provide appropriate equitable relief (for example, make the housing available to you).
- Pay your reasonable attorney's fees.
- Pay punitive damages to you.

**Determination of No Reasonable Cause and Dismissal:** If HUD finds that there is no reasonable cause to believe that the respondent(s) violated the Act, HUD will dismiss your complaint with a Determination of No Reasonable Cause. HUD will notify you and the respondent(s) of the dismissal by mail, and you may request a copy of the Final Investigative Report.

**Reconsiderations of No Reasonable Cause Determinations:** The Fair Housing Act provides no formal appeal process for complaints dismissed by HUD. However, if your complaint is dismissed with a Determination of No Reasonable Cause, you may submit a written request for a reconsideration review to: Director, FHEO Office of Enforcement, U.S. Department of Housing and Urban Development, 451 7th Street, SW, Room 5206, Washington, DC 20410-2000.

## **IN ADDITION**

**You May File a Private Lawsuit:** You may file a private civil lawsuit without first filing a complaint with HUD. You must file your lawsuit within two (2) years of the most recent date of alleged discriminatory action.

If you do file a complaint with HUD and even if HUD dismisses your complaint, the Fair Housing Act gives you the right to file a private civil lawsuit against the respondent(s) in Federal District Court. The time during which HUD was processing your complaint is not counted in the 2-year filing period. You must file your lawsuit at your own expense; however, if you cannot afford an attorney, the Court may appoint one for you.

Even if HUD is still processing your complaint, you may file a private civil lawsuit against the respondent, unless (1) you have already signed a HUD Conciliation Agreement to resolve your HUD complaint; or (2) a HUD Administrative Law Judge has commenced an Administrative Hearing for your complaint.

### **Other Tools to Combat Housing Discrimination:**

- If there is noncompliance with the order of an Administrative Law Judge, HUD may seek temporary relief, enforcement of the order or a restraining order in a United States Court of Appeals.
- The Attorney General may file a suit in Federal District Court if there is reasonable cause to believe a pattern or practice of housing discrimination is occurring.



# Notes

**FAIR HOUSING** Equal Opportunity for All



# Notes

**FAIR HOUSING** Equal Opportunity for All



# Notes

**FAIR HOUSING** Equal Opportunity for All



## For Further Information


The purpose of this brochure is to summarize your right to fair housing. The Fair Housing Act and HUD's regulations contain more detail and technical information. If you need a copy of the law or regulations, contact the HUD Fair Housing Office nearest you. See the list of HUD Fair Housing Offices on pages 7-10.



## CONNECT WITH HUD



Department of Housing and Urban Development  
Room 5204  
Washington, DC 20410-2000



02305





# Are You a Victim of Housing Discrimination?

Fair Housing is Your Right!

If you have been denied your housing rights...you may have experienced unlawful discrimination.



U.S. Department of Housing and Urban Development

## WHERE TO MAIL YOUR FORM OR INQUIRE ABOUT YOUR CLAIM

**For Connecticut, Maine, Massachusetts,  
New Hampshire, Rhode Island, and Vermont:  
NEW ENGLAND OFFICE**

Fair Housing Hub  
U.S. Dept. of Housing and Urban Development  
Thomas P. O'Neill, Jr. Federal Building  
10 Causeway Street, Room 321  
Boston, MA 02222-1092  
Telephone (617) 994-8320 or 1-800-827-5005  
Fax (617) 565-7313 • TTY (617) 565-5453  
E-mail: [Complaints\\_office\\_01@hud.gov](mailto:Complaints_office_01@hud.gov)

**For New Jersey and New York:  
NEW YORK/NEW JERSEY OFFICE**

Fair Housing Hub  
U.S. Dept. of Housing and Urban Development  
26 Federal Plaza, Room 3532  
New York, NY 10278-0068  
Telephone (212) 264-1290 or 1-800-496-4294  
Fax (212) 264-9829 • TTY (212) 264-0927  
E-mail: [Complaints\\_office\\_02@hud.gov](mailto:Complaints_office_02@hud.gov)

**For Delaware, District of Columbia, Maryland,  
Pennsylvania, Virginia, and West Virginia:  
MID-ATLANTIC OFFICE**

Fair Housing Hub  
U.S. Dept. of Housing and Urban Development  
The Wanamaker Building  
100 Penn Square East  
Philadelphia, PA 19107  
Telephone (215) 656-0663 or 1-888-799-2085  
Fax (215) 656-3419 • TTY (215) 656-3450  
E-mail: [Complaints\\_office\\_03@hud.gov](mailto:Complaints_office_03@hud.gov)

**For Alabama, the Caribbean, Florida, Georgia, Kentucky, Missis-  
sippi, North Carolina, South Carolina, and Tennessee:  
SOUTHEAST/CARIBBEAN OFFICE**

Fair Housing Hub  
U.S. Dept. of Housing and Urban Development  
Five Points Plaza  
40 Marietta Street, 16th Floor  
Atlanta, GA 30303-2808  
Telephone (404) 331-5140 or 1-800-440-8091  
Fax (404) 331-1021 • TTY (404) 730-2654  
E-mail: [Complaints\\_office\\_04@hud.gov](mailto:Complaints_office_04@hud.gov)

**For Illinois, Indiana, Michigan, Minnesota,  
Ohio, and Wisconsin:  
MIDWEST OFFICE**

Fair Housing Hub  
U.S. Dept. of Housing and Urban Development  
Ralph H. Metcalfe Federal Building  
77 West Jackson Boulevard, Room 2101  
Chicago, IL 60604-3507  
Telephone (312) 353-7776 or 1-800-765-9372  
Fax (312) 886-2837 • TTY (312) 353-7143  
E-mail: [Complaints\\_office\\_05@hud.gov](mailto:Complaints_office_05@hud.gov)

**For Arkansas, Louisiana, New Mexico, Oklahoma, and Texas:  
SOUTHWEST OFFICE**

Fair Housing Hub  
U.S. Dept. of Housing and Urban Development  
801 North Cherry, 27th Floor  
Fort Worth, TX 76102  
Telephone (817) 978-5900 or 1-888-560-8913  
Fax (817) 978-5876 or 5851 • TTY (817) 978-5595  
E-mail: [Complaints\\_office\\_06@hud.gov](mailto:Complaints_office_06@hud.gov)

**For Iowa, Kansas, Missouri and Nebraska:  
GREAT PLAINS OFFICE**

Fair Housing Hub  
U.S. Dept. of Housing and Urban Development  
Gateway Tower II  
400 State Avenue, Room 200, 4th Floor  
Kansas City, KS 66101-2406  
Telephone (913) 551-6958 or 1-800-743-5323  
Fax (913) 551-6856 • TTY (913) 551-6972  
E-mail: [Complaints\\_office\\_07@hud.gov](mailto:Complaints_office_07@hud.gov)

**For Colorado, Montana, North Dakota, South Dakota,  
Utah, and Wyoming:  
ROCKY MOUNTAINS OFFICE**

Fair Housing Hub  
U.S. Dept. of Housing and Urban Development  
1670 Broadway  
Denver, CO 80202-4801  
Telephone (303) 672-5437 or 1-800-877-7353  
Fax (303) 672-5026 • TTY (303) 672-5248  
E-mail: [Complaints\\_office\\_08@hud.gov](mailto:Complaints_office_08@hud.gov)

**For Arizona, California, Hawaii, and Nevada:  
PACIFIC/HAWAII OFFICE**

Fair Housing Hub  
U.S. Dept. of Housing and Urban Development  
600 Harrison Street, Third Floor  
San Francisco, CA 94107-1300  
Telephone (415) 489-6524 or 1-800-347-3739  
Fax (415) 489-6558 • TTY (415) 436-6594  
E-mail: [Complaints\\_office\\_09@hud.gov](mailto:Complaints_office_09@hud.gov)

**For Alaska, Idaho, Oregon, and Washington:  
NORTHWEST/ALASKA OFFICE**

Fair Housing Hub  
U.S. Dept. of Housing and Urban Development  
Seattle Federal Office Building  
909 First Avenue, Room 205  
Seattle, WA 98104-1000  
Telephone (206) 220-5170 or 1-800-877-0246  
Fax (206) 220-5447 • TTY (206) 220-5185  
E-mail: [Complaints\\_office\\_10@hud.gov](mailto:Complaints_office_10@hud.gov)

***If after contacting the local office nearest you, you still have ques-  
tions – you may contact HUD further at:***

U.S. Dept. of Housing and Urban Development  
Office of Fair Housing and Equal Opportunity  
451 7th Street, S.W., Room 5204  
Washington, DC 20410-2000  
Telephone (202) 708-0836 or 1-800-669-9777  
Fax (202) 708-1425 • TTY 1-800-927-9275

To file electronically, visit: [www.hud.gov](http://www.hud.gov)

---

---

---

---

PLACE  
POSTAGE  
HERE

MAIL TO:

---

---

---

---

Public Reporting Burden for this collection of information is estimated to average 20 minutes per response, including the time for reviewing instructions, searching existing data sources, gathering and maintaining the data needed, and completing and reviewing the collection of information.

The Department of Housing and Urban Development is authorized to collect this information by Title VIII of the Civil Rights Act of 1968, as amended by the Fair Housing Amendments Act of 1988, (P.L. 100-430); Title VI of the Civil Rights Act of 1964, (P.L. 88-352); Section 504 of the Rehabilitation Act of 1973, as amended, (P.L. 93-112); Section 109 of Title I- Housing and Community Development Act of 1974, as amended, (P.L. 97-35); Americans with Disabilities Act of 1990, (P.L. 101-336); and by the Age Discrimination Act of 1975, as amended, (42 U.S.C. 6103).

The information will be used to investigate and to process housing discrimination complaints. The information may be disclosed to the United States Department of Justice for its use in the filing of pattern and practice suits of housing discrimination or the prosecution of the person(s) who committed that discrimination where violence is involved; and to State or local fair housing agencies that administer substantially equivalent fair housing laws for complaint processing. Failure to provide some or all of the requested information will result in delay or denial of HUD assistance.

Disclosure of this information is voluntary.



# HOUSING DISCRIMINATION INFORMATION

Departamento de Vivienda y Desarrollo Urbano    Oficina de Derecho Equitativo a la Vivienda  
U.S. Department of Housing and Urban Development    Office of Fair Housing and Equal Opportunity

**Instructions:** (Please type or print) Read this form carefully. Try to answer all questions. If you do not know the answer or a question does not apply to you, leave the space blank. You have one year from the date of the alleged discrimination to file a complaint. Your form should be signed and dated.

---

Your Name

---

Your Address

---

City

State

Zip Code

---

Best time to call

Your Daytime Phone No

Evening Phone No

## Who else can we call if we cannot reach you?

---

Contact's Name

Best Time to call

---

Daytime Phone No

Evening Phone No

---

Contact's Name

Best Time to call

---

Daytime Phone No

Evening Phone No

## 1 What happened to you?

How were you discriminated against?

For example: were you refused an opportunity to rent or buy housing? Denied a loan? Told that housing was not available when in fact it was? Treated differently from others seeking housing?

State briefly what happened.

# HOUSING DISCRIMINATION INFORMATION

Departamento de Vivienda y Desarrollo Urbano    Oficina de Derecho Equitativo a la Vivienda  
U.S. Department of Housing and Urban Development    Office of Fair Housing and Equal Opportunity

## 2 Why do you think you are a victim of housing discrimination?

Is it because of your:

· race · color · religion · sex · national origin · familial status (families with children under 18) · disability?

For example: were you denied housing because of your race? Were you denied a mortgage loan because of your religion? Or turned down for an apartment because you have children?

Briefly explain why you think your housing rights were denied and circle the factor(s) listed above that you believe apply.

## 3 Who do you believe discriminated against you?

For example: was it a landlord, owner, bank, real estate agent, broker, company, or organization?

Identify who you believe discriminated against you.

\_\_\_\_\_  
Name

\_\_\_\_\_  
Address

## 4 Where did the alleged act of discrimination occur?

For example: Was it at a rental unit? Single family home? Public or Assisted Housing? A Mobile Home?

Did it occur at a bank or other lending institution?

Provide the address.

\_\_\_\_\_  
Address

\_\_\_\_\_  
City

\_\_\_\_\_  
State

\_\_\_\_\_  
Zip Code

## 5 When did the last act of discrimination occur?

Enter the date

\_\_\_\_ / \_\_\_\_ / \_\_\_\_


Is the alleged discrimination continuing or ongoing?

Yes No \_\_\_\_\_

\_\_\_\_\_  
Signature

\_\_\_\_\_  
Date

Send this form to HUD or to the fair housing agency nearest you. If you are unable to complete this form, you may call that office directly. See address and telephone listings on back page.



## It is Unlawful to Discriminate in Housing Based on These Factors...

- Race
- Color
- National origin
- Religion
- Sex
- Familial status (families with children under the age of 18, or who are expecting a child)
- Handicap (if you or someone close to you has a disability)

## If You Believe Your Rights Have Been Violated...

- HUD or a State or local fair housing agency is ready to help you file a complaint.
- After your information is received, HUD or a State or local fair housing agency will contact you to discuss the concerns you raise.

Detach here. Fold and close with glue or tape (no staples)

Keep this information for your records.

Date you mailed your information to HUD: \_\_\_\_\_/\_\_\_\_\_/\_\_\_\_\_

Address to which you sent the information:

Office \_\_\_\_\_

Telephone \_\_\_\_\_

Street \_\_\_\_\_

City \_\_\_\_\_

State \_\_\_\_\_

Zip Code \_\_\_\_\_

If you have not heard from HUD or a State or local fair housing agency within three weeks from the date you mailed this form, you may call to inquire about the status of your complaint. See address and telephone listings on back page.

## ARE YOU A VICTIM OF HOUSING DISCRIMINATION?

“The American Dream of having a safe and decent place to call ‘home’ reflects our shared belief that in this nation, opportunity and success are within everyone’s reach.

Under our Fair Housing laws, every citizen is assured the opportunity to build a better life in the home or apartment of their choice — regardless of their race, color, religion, sex, national origin, family status or disability.”

Alphonso Jackson  
Secretary

## HOW DO YOU RECOGNIZE HOUSING DISCRIMINATION?

### Under the Fair Housing Act, it is Against the Law to:

- Refuse to rent to you or sell you housing
- Tell you housing is unavailable when in fact it is available
- Show you apartments or homes only in certain neighborhoods
- Set different terms, conditions, or privileges for sale or rental of a dwelling
- Provide different housing services or facilities
- Advertise housing to preferred groups of people only
- Refuse to provide you with information regarding mortgage loans, deny you a mortgage loan, or impose different terms or conditions on a mortgage loan
- Deny you property insurance
- Conduct property appraisals in a discriminatory manner
- Refuse to make reasonable accommodations for persons with a disability if the accommodation may be necessary to afford such person a reasonable and equal opportunity to use and enjoy a dwelling.
- Fail to design and construct housing in an accessible manner
- Harass, coerce, intimidate, or interfere with anyone exercising or assisting someone else with his/her fair housing rights